

Meteor Activity Outlook for October 2-8, 2021

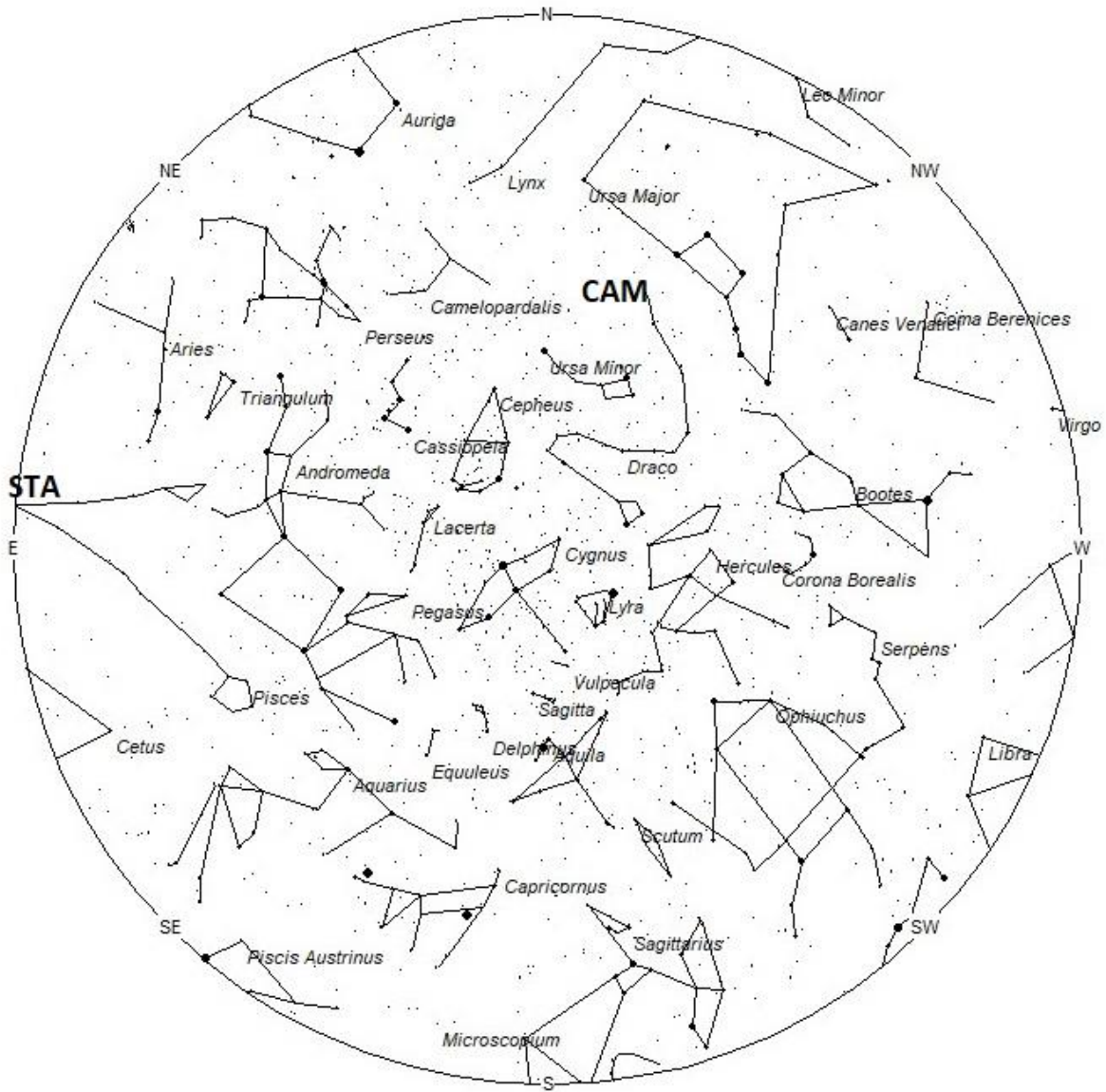


Jordan Ragsdale caught this bright fireball using an AllSky Camera System (<https://www.allskycams.com/>). This fireball occurred at 00:20 MDT (06:20 UT) on August 12, 2021, from Eagle, Idaho, USA ©Jordan Ragsdale

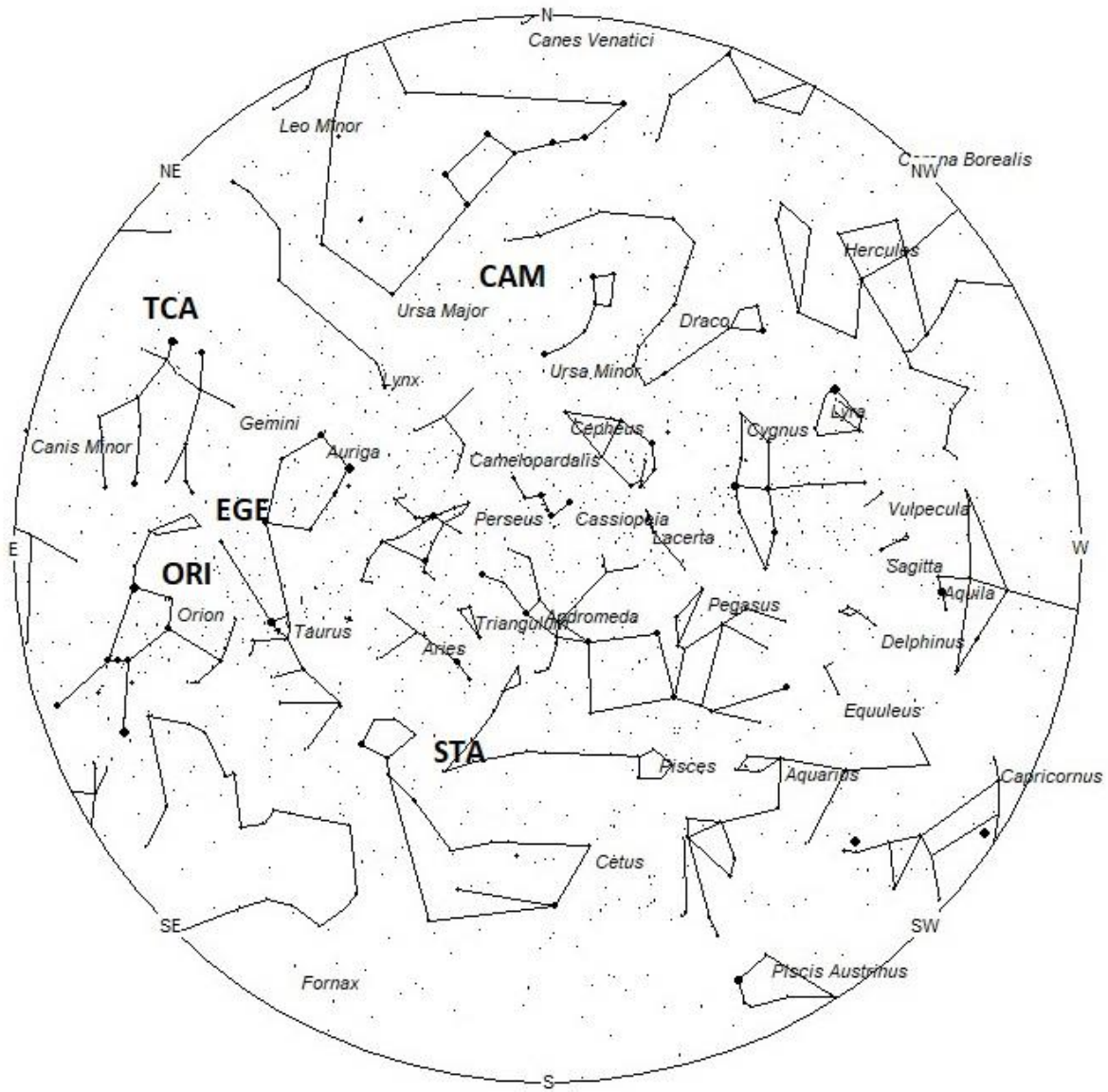
Meteor activity increases in October when compared to September. A major shower (the Orionids) is active all month long and there are also many minor showers to be seen. Both branches of the Taurids become more active as the month progresses, providing slow, graceful meteors to the nighttime scene. The Orionids are the big story of the month reaching maximum activity on the 21st. This display can be seen equally well from both hemispheres which helps out observers located in the sporadic-poor southern hemisphere this time of year. Sporadic activity is still good as seen from the northern hemisphere. In the southern hemisphere though, the sporadic activity is near its annual nadir.

During this period, the moon reaches its new phase on Wednesday October 6th. At that time the moon lies near the sun and is invisible at night. This weekend the waning crescent moon will rise during the late morning hours and will not interfere with meteor observing. The estimated total hourly meteor rates for evening observers this week is near 4 as seen from mid-northern latitudes (45N) and 3 as seen from tropical southern locations (25S). For morning observers, the estimated total hourly rates should be near 13 as seen from mid-northern latitudes (45N) and 10 as seen from tropical southern locations (25S). The actual rates will also depend on factors such as personal light and motion perception, local weather conditions, alertness, and experience in watching meteor activity. Note that the hourly rates listed below are estimates as viewed from dark sky sites away from urban light sources. Observers viewing from urban areas will see less activity as only the brighter meteors will be visible from such locations.

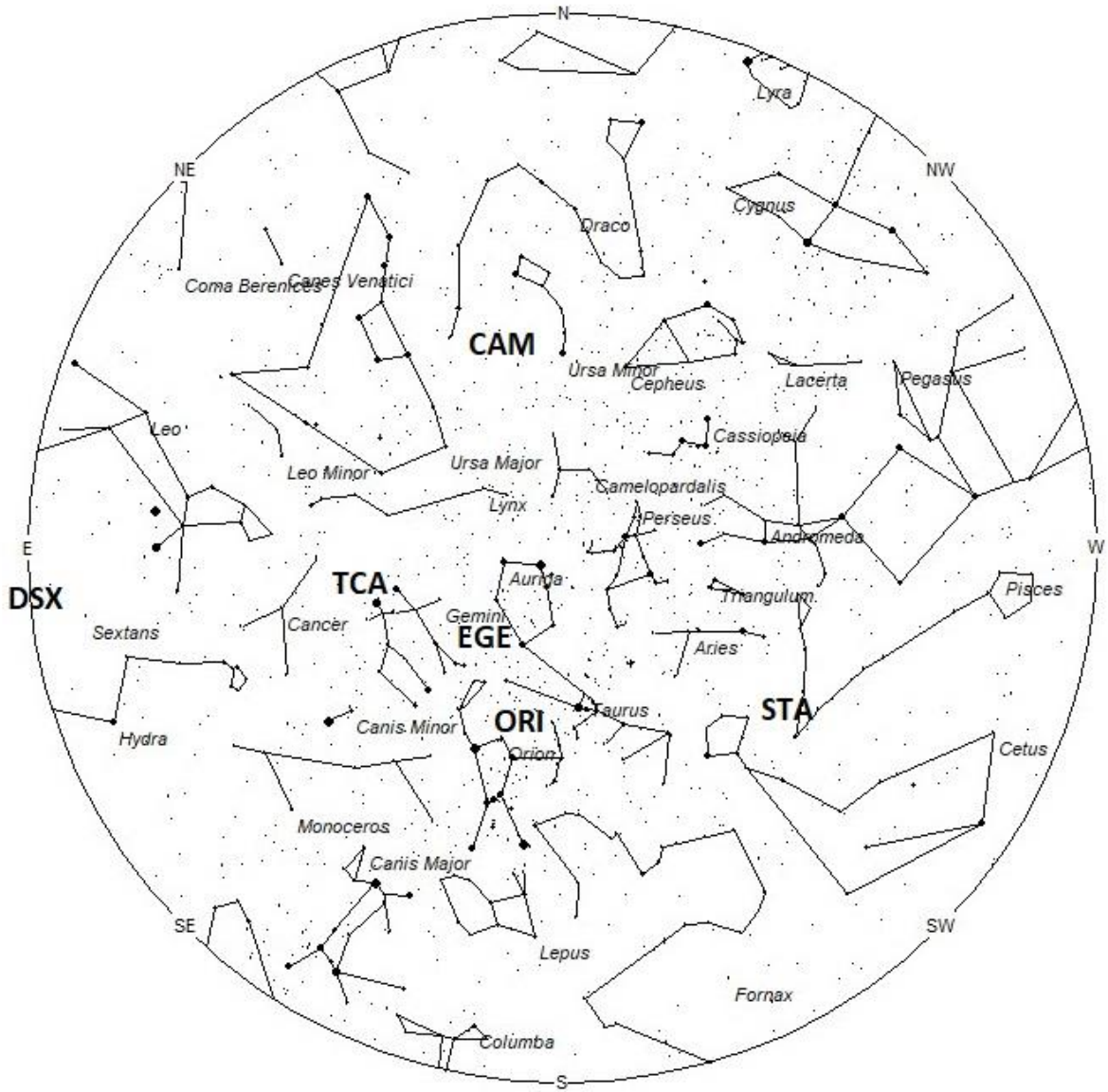
The radiant (the area of the sky where meteors appear to shoot from) positions and rates listed below are exact for Saturday night/Sunday morning October 2/3. These positions do not change greatly day to day so the listed coordinates may be used during this entire period. Most star atlases (available at science stores and planetariums) will provide maps with grid lines of the celestial coordinates so that you may find out exactly where these positions are located in the sky. I have also included charts of the sky that display the radiant positions for evening, midnight, and morning. The center of each chart is the sky directly overhead at the appropriate hour. These charts are oriented for facing south but can be used for any direction by rotating the charts to the desired direction. A planisphere or computer planetarium program is also useful in showing the sky at any time of night on any date of the year. Activity from each radiant is best seen when it is positioned highest in the sky, either due north or south along the meridian, depending on your latitude. It must be remembered that meteor activity is rarely seen at the radiant position. Rather they shoot outwards from the radiant, so it is best to center your field of view so that the radiant lies at the edge and not the center. Viewing there will allow you to easily trace the path of each meteor back to the radiant (if it is a shower member) or in another direction if it is sporadic. Meteor activity is not seen from radiants that are located far below the horizon. The positions below are listed in a west to east manner in order of right ascension (celestial longitude). The positions listed first are located further west therefore are accessible earlier in the night while those listed further down the list rise later in the night.



Radiant Positions at 9:00pm Local Daylight Saving Time



Radiant Positions at 1:00am Local Daylight Saving Time



Radiant Positions at 5:00am Local Daylight Saving Time

These sources of meteoric activity are expected to be active this week.

The **Draconids (DRA)** are expected to be active on October 8/9 this year. The radiant lies at 17:32 (263) +56. This position lies in southeastern Draco, very close to the position occupied by the faint star known as Kuma (nu Draconis). These meteors are best seen just as soon as it becomes dark on the evening of October 8. With an entry velocity of 21 km/sec., the average Draconid meteor would be of very slow velocity. These meteors are poorly seen from the southern hemisphere due to the low radiant altitude seen from below the equator.

The **Southern Taurids (STA)** are very complex but recent investigations have revealed two clearly distinct components. The first component represents the early and regular annual activity of Southern Taurids, and the latter component represents the main source of activity and is periodic. The early STA's are active from September 28 through November 7 and peaks on October 16th. The main component of the STA's are active from October 13 through December 2 and peaks on November 4*. The center of the large STA radiant is currently located at 01:54 (02) +07. This position lies in southeastern Pisces, 3 degrees southeast of the 4th magnitude star known as omicron Piscium. This radiant is best placed near 0200 local daylight saving time (LDST), when it lies on the meridian and is located highest in the sky. Rates at this time should be near 2 per hour no matter your location. With an entry velocity of 30 km/sec., the average STA meteor would be of medium-slow velocity.

*The activity of meteor showers recorded by SonotaCo Net video observations 2007–2018, Masahiro Koseki, 2021, <https://www.meteornews.net/2021/02/09/february-2021-special-issue-of-meteornews-online/> Page 170

The **Orionids (ORI)** are active from September 26 through November 22, with maximum activity occurring on October 21. The radiant is currently located at 05:29 (082) +14, which places it in northern Orion, 4 degrees northwest of the 3rd magnitude star known as Meissa (lambda Orionis). Current rates are expected to be near 1 per hour, no matter your location. With an entry velocity of 67 km/sec., the average ORI meteor would be of swift velocity.

The **epsilon Geminids (EGE)** are active from a radiant located at 05:51 (088) +30. This area of the sky lies in southern Auriga, 4 degrees northeast of the 2nd magnitude star known as El Nath (beta Tauri). This area of the sky is best placed during the last dark hour prior to dawn. These meteors are active from September 27 through November 8, with maximum activity occurring on October 18. Since maximum is still two weeks away, rates at this time should be less than 1 per hour no matter your location. With an entry velocity of 70 km/sec., the average EGE meteor would be of swift velocity.

The **tau Cancriids (TCA)** are a weak shower with a long activity period of seven weeks. They are active from September 23 through November 12 with maximum activity occurring on October 22. The radiant currently lies at 08:07 (122) +30, which places it in northeastern Gemini, 5 degrees northeast of the 1st magnitude star known as Pollux (beta Geminorum). Expected hourly rates are less than 1 per hour no matter your location. With an entry velocity of 67 km/sec., the average TCA meteor would be of swift velocity.

The **Daytime Sextantids (DSX)** are active from September 22-October 13, with maximum activity occurring on October 3. The current position of the radiant is 10:27 (157) -03. This position lies in central Sextans, near the spot occupied by the faint star known as delta Sextantis. This radiant is best placed near 0100 LST, when it lies on the meridian and is located highest in the sky. Rates at this time should be less than 1 per hour no matter your location. With an entry velocity of 32 km/sec., the average DSX meteor would be of medium-slow velocity. No matter your location, these meteors are difficult to observe as the radiant lies roughly 30 degrees from the sun. Therefore, these meteors may only be seen during the last hour prior to dawn, shooting upward from the eastern horizon.

The **October Camelopardalids (OCT)** are a recent discovery due to an outburst recorded by video cameras in 2005. Activity has occurred every year since and visual observers should be able to detect these meteors. This source is active from October 5-7 with maximum falling on the 6th. The radiant position lies near 11:09 (167) +79. This area of the sky is located in a barren area of extreme northeastern Camelopardalis. The easiest way to pinpoint the radiant is to extend a line eastward from the bottom two stars of the "bowl of the Little Dipper". Extend another line northward from the "pointers" of the Big Dipper. Where these lines intersect is the location of the radiant. This area of the sky is above the horizon all night long but is best seen during the last dark hour before dawn when the radiant lies highest in a dark sky. Rates are expected to be low except near maximum activity. Due to the location near the northern pole, these meteors are not visible from the southern hemisphere. With an entry velocity of 45 km/sec., the average meteor from this source would be of medium velocity.

Note: There is the possibility of meteor activity produced by **comet 15P/Finlay** on October 7. South America best placed to view this activity. The radiant is expected to be located at 17:00 (255) -48, which is located in northern Ara, 6 degrees southwest of the 3rd magnitude star known as eta Scorpii. Any activity from this source is expected to be faint and very slow. *

*2021 IMO Meteor Shower Calendar by Jürgen Rendtel. Page 10

As seen from the mid-northern hemisphere (45N) one would expect to see approximately 10 **sporadic** meteors per hour during the last hour before dawn as seen from rural observing sites. Evening rates would be near 3 per hour. As seen from the tropical southern latitudes (25S), morning rates would be near 7 per hour as seen from rural observing sites and 2 per hour during the evening hours. Locations between these two extremes would see activity between the listed figures.

SHOWER	DATE OF MAXIMUM ACTIVITY	CELESTIAL POSITION	ENTRY VELOCITY	CULMINATION	HOURLY RATE	CLASS
		RA (RA in Deg.) DEC	Km/Sec	Local Daylight Saving Time	North- South	
Draconids (DRA)	Oct 09	17:32 (263) +56	21	18:00	<1 - <1	III
Southern Taurids (STA)	Oct 16	01:54 (02) +07	30	02:00	2 - 2	II
Orionids (ORI)	Oct 21	05:29 (082) +14	67	05:00	1 - 1	I
epsilon Geminids (EGE)	Oct 18	05:51 (088) +30	70	06:00	<1 - <1	II
tau Cancrids (TCA)	Oct 22	08:07 (122) +30	67	08:00	<1 - <1	IV
Daytime Sextantids (DSX)	Oct 03	10:27 (157) -03	32	10:00	<1 - <1	IV
October Camelopardalid s (OCT)	Oct 06	11:09 (167) +79	45	11:00	<1 - <1	II