

ALPO COMET NEWS

*A Publication of the Comets Section of the
Association of Lunar and Planetary Observers*

JANUARY 2022

alpo-astronomy.org

comets@alpo-astronomy.org



The title of “Comet of 2021” has been awarded to C/2021 A1 (Leonard). Michael Jäger and Lukas Demetz used the Skygems Observatory 20" f/6.8 AG Optical iDK reflector and FLI Proline 16803 camera located at Hakos, Namibia to image Leonard on 2022 January 2 at 19:00 UT. The image is a LRGB composite consisting of 3 x 150/120/120/120sec exposures. Field of view is 25x25'. Details within the coma and tail enhanced using the Larson-Sekanina processing filter and unsharp masking.

Table of Contents

SUMMARY	3
APERTURE CORRECTIONS TO MAGNITUDE MEASUREMENTS	3
COMETS CALENDAR FOR JANUARY 2022	4
COMETS BRIGHTER THAN MAGNITUDE 10	5
C/2021 A1 (LEONARD)	5
19P/BORRELLY	11
67P/CHURYUMOV-GERASIMENKO	13
C/2019 L3 (ATLAS)	15
COMETS BETWEEN MAGNITUDE 10 AND 13	17
4P/FAYE	17
6P/D'ARREST	18
29P/SCHWASSMANN-WACHMANN	19
57P/DU TOIT-NEUJMIN-DELPORTE	20
104P/KOWAL	21
C/2017 K2 (PANSTARRS)	23
C/2019 T4 (ATLAS)	24
NEW DISCOVERIES, RECOVERIES AND OTHER COMETS NEWS	25
RECENT MAGNITUDES CONTRIBUTED TO THE ALPO COMETS SECTION	26

The monthly ALPO Comet News PDF can be found on the ALPO Comets Section website (<http://www.alpo-astronomy.org/cometblog/>). A shorter version of this report is posted on a dedicated Cloudy Nights forum (<https://www.cloudynights.com/topic/805504-alpo-comet-news-for-january-2022/>). All are encouraged to join the discussion over at Cloudy Nights. The ALPO Comet Section welcomes all comet related articles, observations, images, drawings, magnitude estimates, or spectra. One does not have to be a member of ALPO to submit material, though membership is appreciated.

Please send your observations to the Comets Section at < comets@alpo-astronomy.org >, Coordinator Carl Hergenrother < carl.hergenrother@alpo-astronomy.org > and/or Acting Assistant Coordinator Michel Deconinck < michel.deconinck@alpo-astronomy.org >.

To learn more about the ALPO, please visit us @ <http://www.alpo-astronomy.org>.

Summary

Happy New Year from the ALPO!

After a year of “will it, won’t it”, C/2021 A1 (Leonard) developed into the best comet of 2021. While a difficult object to observe when at its brightest due to a small solar elongation, several outbursts resulted in a peak brightness between magnitude 2.5 and 3.0. As the year begins, the comet has faded to around magnitude 5.0. The comet remains very dynamic with imagers following nightly changes in its coma and tail. Speaking of tails, some images are showing a tail nearly 40 deg in length! Northern observers will only have a few more days to observe Leonard while southern hemisphere observers should be able to follow Leonard throughout the month.

Leonard may be the brightest comet out there, but it isn’t the only one in the range of modest backyard equipment. 19P/Borrelly is around 8-9th magnitude in the evening sky. 67P/Churyumov-Gerasimenko and C/2019 L3 (ATLAS) are also at a similar brightness near opposition. Slightly fainter comets (magnitude 10-11) include 6P/d’Arrest, 104P/Kowal, and C/2017 K2 (PANSTARRS).

Since December 1, the ALPO Comets Section has received 118 magnitude estimates and 120 images and sketches of comets C/2021 A1 (Leonard), C/2019 T4 (ATLAS), C/2019 L3 (ATLAS), 104P/Kowal, 67P/Churyumov-Gerasimenko, 29P/Schwassmann-Wachmann, 19P/Borrelly, 6P/d’Arrest, and 4P/Faye. Observations were contributed by Michael Amato, Salvador Aguirre, Dan Bartlett, Michel Deconinck, Lukas Demetz, Walter Elias, J. J. Gonzalez, Christian Harder, Jan Hattenbach, Carl Hergenrother, Eliot Herman, Michael Jäger, Kardasis Manos, Luis Alberto Mansilla, Frank McCague, Martin Mobberley, Michael Olason, Uwe Pilz, Olivier Planchon, Efrain Morales Rivera, Michael Rosolina, Gregg Ruppel, Chris Schur, Leandro Sid, Willian Souza, Tenho Tuomi, Jim Twellman, Chris Wyatt, and Skygems Observatory.

In addition to observations submitted directly to the ALPO, we occasionally use data from other sources to augment our analysis. We would like to acknowledge with thanks observations submitted directly to the ALPO as well as those originally submitted to the International Comet Quarterly, Minor Planet Center, and COBS Comet Observation Database. We would also like to thank the Jet Propulsion Laboratory for making available their Small-Body Browser and Orbit Visualizer and Seiichi Yoshida for his Comets for Windows programs that are used to produce the lightcurves and orbit diagrams in these pages. And last but not least, we’d like to thank [Syuichi Nakano](#) and the Minor Planet Center for their comet orbit elements, the asteroid surveys and dedicated comet hunters for their discoveries, and all of the observers who volunteer their time to adding to our knowledge of these amazing objects.

Aperture Corrections to Magnitude Measurements

We try to include up to date lightcurves for most of the objects discussed in this report as well as applying aperture corrections to the visual observations. All magnitude estimates are affected by many factors including instrumental (aperture, focal length, magnification, type of optics), environmental (sky brightness due to moonlight, light pollution, twilight, aurora activity, zodiacal light, etc), cometary (degree of condensation, coma color, strength and type of gas emission lines, coma-tail interface) and personal (sensitivity to different wavelengths, personal technique, observational biases). The correction used here only corrects for differences in aperture [C. S. Morris, On Aperture Corrections for Comet Magnitude Estimates. Publ Astron Soc Pac 85, 470, 1973]. Visual observations are corrected to a standard aperture of 6.78 cm by 0.019 magnitudes per centimeter for refractors and 0.066 magnitudes per centimeter for reflectors. As our work develops, we will investigate the determination of personal corrections for each observer for each individual comet as well as for digital observations.

Comets Calendar for January 2022

- Jan 02 - New Moon
- Jan 02 - 429P/LINEAR-Hill at perihelion ($q = 1.81$ au, 6.7-yr period, $V \sim 18-19$, discovered in 2008, 3rd observed return)
- Jan 03 - C/2021 A1 (Leonard) at perihelion ($q = 0.62$ au, $V \sim 4-5$, more below)
- Jan 04 - C/2019 L3 (ATLAS) passes within 30' of galaxies IC 2176 & 2178
- Jan 07 - 19P/Borrelly passes within arc minutes of galaxies NGC 135 and IC 26 and 0.3 deg of galaxy IC 28
- Jan 08 - 19P/Borrelly passes within 10' of galaxy NGC 154
- Jan 08 - 19P/Borrelly passes within 5' of galaxy NGC 217
- Jan 08 - 181P/Shoemaker-Levy at perihelion ($q = 1.16$ au, 7.6-yr period, $V \sim 16-17$, discovered in 1991, 4th observed return)
- Jan 09 - First Quarter Moon
- Jan 09 - C/2019 L3 (ATLAS) at perihelion ($q = 3.55$ au, $V \sim 8-9$, more below)
- Jan 11 - 104P/Kowal at perihelion ($q = 1.07$ au, 5.8-yr period, $V \sim 10$, discovered in 1972 and 1979, 8th observed return, more below)
- Jan 12 - P/2021 R5 (Rankin) at perihelion (3.32 au, 10.5-yr period, $V \sim 17-18$, first observed return)
- Jan 12 - 104P/Kowal passes within 10' of galaxy NGC 271
- Jan 13 - 104P/Kowal passes within arc minutes of galaxy NGC 307
- Jan 13 - 205P/Giacobini at perihelion ($q = 1.53$ au, 6.7-yr period, $V \sim 17$, at very small elongation this month, discovered in 1896, rediscovered in 2008, 4th observed return, outbursts and splitting events in 2008, major 5-6 magnitude outburst in 2015)
- Jan 13 - 152P/Helin-Lawrence at perihelion ($q = 3.10$ au, 9.5-yr period, $V \sim 17$, at small elongation this month, discovered in 1993, 4th observed return)
- Jan 13 - 422P/Christensen at perihelion ($q = 3.11$ au, 15.9-yr period, $V \sim 16-17$, discovered in 2006, 2nd observed return)
- Jan 15 - 104P/Kowal passes within 20' of galaxies NGC 359 & 364
- Jan 16 - 19P/Borrelly passes within 5' of galaxy NGC 273
- Jan 16-17 - 104P/Kowal passes within arc minutes of galaxies IC 1639 & IC 1640
- Jan 17 - 104P/Kowal passes within 12' of galaxies NGC 426, 429, 430 & IC 1643
- Jan 17 - Full Moon
- Jan 19 - 19P/Borrelly passes within 0.5 deg of galaxy group consisting of NGC 321, 325, 327 & 329
- Jan 19 - 19P/Borrelly passes within 0.5 deg of galaxies NGC 426, 429, 430 & IC 1643
- Jan 19 - 104P/Kowal passes within 4' of galaxy IC 1681 and 10' of galaxy IC 1697
- Jan 22 - 104P/Kowal passes within 0.5 deg of galaxies NGC 622 and IC 145
- Jan 25 - Last Quarter Moon
- Jan 26 - C/2021 Q3 (ATLAS) at perihelion ($q = 5.20$ au, 640-yr period, $V \sim 18$)
- Jan 26 - C/2021 U5 (PANSTARRS) at perihelion ($q = 2.37$ au, 5200-yr period, $V \sim 16-17$)
- Jan 27 - 104P/Kowal passes within 0.5 deg of galaxies IC 194 & 197
- Jan 29 - 104P/Kowal passes within 0.5 deg of galaxies NGC 851 & IC 211
- Jan 29-30 - 19P/Borrelly passes within 0.5 deg of galaxy group consisting of NGC 467, 470 & 474
- Jan 31 - 19P/Borrelly passes within arc minutes of interacting galaxy NGC 520
- Jan 31 - C/2019 L3 (ATLAS) passes within 20' of open cluster NGC 2266
- Jan 31 - New Moon

Comets Brighter Than Magnitude 10

C/2021 A1 (Leonard)

Discovered 2021 January 3 by Greg Leonard of the Catalina Sky Survey with the 1.5-m on Mount Lemmon

Orbit (from Minor Planet Center MPEC 2021-X165)

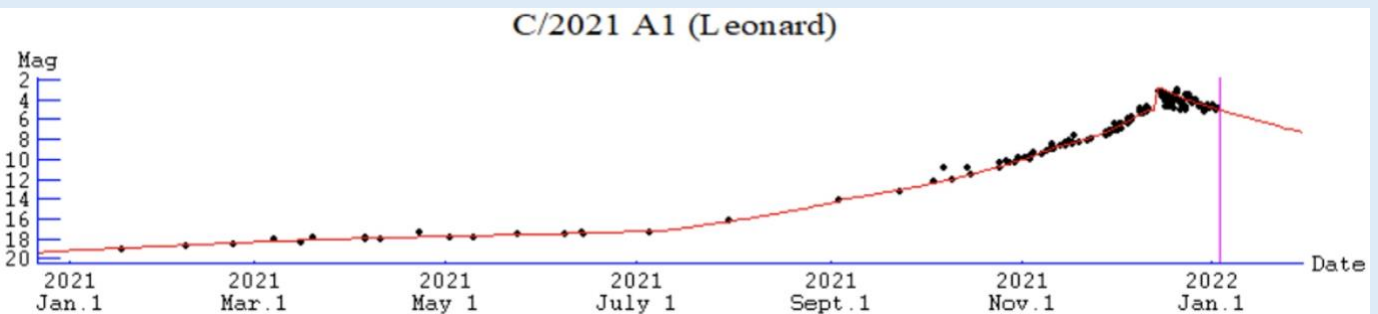
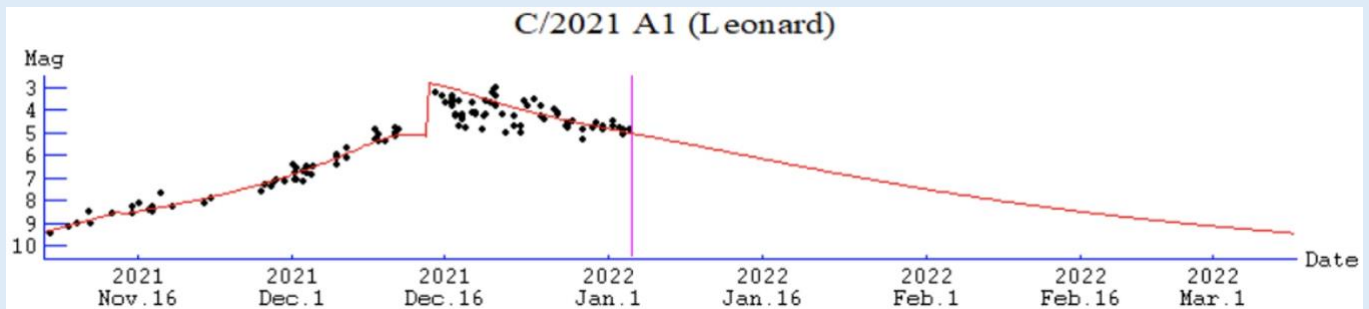
C/2021 A1 (Leonard)
 Epoch 2022 Jan. 21.0 TT = JDT 2459600.5
 T 2022 Jan. 3.30004 TT Veres
 q 0.6152471 (2000.0) P Q
 z -0.0000277 Peri. 225.09379 +0.63774099 +0.29161013
 +/-0.0000018 Node 255.89643 +0.72790869 -0.53081999
 e 1.0000170 Incl. 132.68653 -0.25186379 -0.79573468
 From 2172 observations 2020 Apr. 11-2021 Dec. 8, mean residual 1".6.
 1/a(orig) = +0.000528 AU**⁻¹, 1/a(fut) = -0.000077 AU**⁻¹.

Ephemerides (produced with Seiichi Yoshida's Comets for Windows program)

C/2021 A1 (Leonard)									Max El (deg)	
Date	R.A.	Decl.	r	d	Elong	Const	Mag		40N	40S
2022 Jan 01	21 33	-35 25	0.617	0.832	38E	PsA	4.8		1	16
2022 Jan 06	21 40	-36 02	0.618	1.016	35E	PsA	5.3		0	14
2022 Jan 11	21 42	-36 19	0.638	1.187	32E	PsA	5.7		0	12
2022 Jan 16	21 41	-36 24	0.674	1.342	28E	PsA	6.2		0	10
2022 Jan 21	21 39	-36 21	0.724	1.479	25E	PsA	6.6		0	7
2022 Jan 26	21 37	-36 12	0.784	1.597	22E	PsA	7.0		0	5
2022 Jan 31	21 34	-36 00	0.851	1.698	20E	PsA	7.4		0	3
2022 Feb 05	21 32	-35 47	0.922	1.783	20E	PsA	7.8		0	1

Comet Magnitude Formula & Lightcurve (from ALPO and COBS data)

m1 = 7.4 + 5 log d + 11.7 log r [to T-370 days, where T = date of perihelion]
 m1 = 11.7 + 5 log d + 5.6 log r [T-370 to T-177 days]
 m1 = 4.6 + 5 log d + 20.6 log r [T-177 to T-120 days]
 m1 = 7.3 + 5 log d + 12.5 log r [T-120 to T-50 days]
 m1 = 8.3 + 5 log d + 0.7 log r [T-50 to T-20 days]
 m1 = 6.8 + 5 log d + 7.5 log r [T-20 days and onwards, assumed]



Recent Magnitude Measurements Contributed to the ALPO Comets Section

Recent Magnitude Measurements in ICQ format:

Comet Des	YYYY	MM	DD.DD	Mag	SC	APER	FL	POW	COMA		TAIL		ICQ	CODE	Observer Name	
									Dia	DC	LENG	PA				
2021A1	2021	12	31.44	xM	4.9	TK	7.0B	15	6.5	6	3.2	092	ICQ XX WYA		Christopher Wyatt	
2021A1	2021	12	31.44	xM	4.7	TK	0.0E		20.0	5/	1.0	092	ICQ XX WYA		Christopher Wyatt	
2021A1	2021	12	30.76	S	4.8	TK	10.0B	25	6	7			ICQ XX GON05		Juan Jose Gonzalez Suarez	
2021A1	2021	12	30.44	xM	4.8	TK	7.0B	15	8	6/	2.4	90	ICQ XX WYA		Christopher Wyatt	
2021A1	2021	12	30.06	V	5.4	TK	5.0R	4	5				ICQ xx OLAAA		Michael Olason	
2021A1	2021	12	29.44	xM	5.3	TK	7.0B	15	7.0	6	8.5	090	ICQ XX WYA		Christopher Wyatt	
2021A1	2021	12	29.44	xM	4.8	TK	0.0E		17.0	3/	1.0	090	ICQ XX WYA		Christopher Wyatt	
2021A1	2021	12	28.44	xM	4.5	TK	7.0B	15	10	6	9.0	90	ICQ XX WYA		Christopher Wyatt	
2021A1	2021	12	27.99	M	4.8	TK	9.0R	5	28	10	7	0.5	90	ICQ XX SOU01		Willian Souza
2021A1	2021	12	27.98	M	4.7	TK	9.0R	5	16	10	7	0.5	90	ICQ XX SOU01		Willian Souza
2021A1	2021	12	27.96	M	4.6	TK	4.2B	10	8	7	0.2	90	ICQ XX SOU01		Willian Souza	
2021A1	2021	12	27.06	V	3.9	TK	2.5R	4	8		>2.0	94	ICQ xx OLAAA		Michael Olason	
2021A1	2021	12	26.98	B	4.0	TK	5.0B		7	8	6		90	ICQ XX SOU01		Willian Souza
2021A1	2021	12	26.97	B	4.2	TK	7.0B	15	10	7	0.2	90	ICQ XX SOU01		Willian Souza	
2021A1	2021	12	25.43	xM	3.7	TK	0.0E		20.0	4	1.5	090	ICQ XX WYA		Christopher Wyatt	
2021A1	2021	12	25.44	xM	4.3	TK	7.0B	15	10.7	5/	2.6	088	ICQ XX WYA		Christopher Wyatt	
2021A1	2021	12	24.07	V	4.5	TK	5.0R	4	7		>1.0	94	ICQ xx OLAAA		Michael Olason	
2021A1	2021	12	23.43	sM	4.6	TK	0.0E		20.0	4			ICQ XX WYA		Christopher Wyatt	
2021A1	2021	12	23.44	sM	5.0	TK	7.0B	15	8.0	6	2.5	090	ICQ XX WYA		Christopher Wyatt	
2021A1	2021	12	23.08	V	4.7	TK	5.0R	4	6		>1.0	94	ICQ xx OLAAA		Michael Olason	
2021A1	2021	12	22.75	S	4.5	TK	10.0B	25	6	7	0.6	80	ICQ XX GON05		Juan Jose Gonzalez Suarez	
2021A1	2021	12	22.72	I	5.3:TK	15.6R	8	30	10	3	25.0m	95	ICQ XX DECAa		Michel Deconinck	
2021A1	2021	12	21.96	B	5.0	TK	7.0B	15	10	5	0.2	90	ICQ XX SOU01		Willian Souza	
2021A1	2021	12	21.72	I	4.8	TK	15.6R	8	30	5	3	25.0m	95	ICQ XX DECAa		Michel Deconinck
2021A1	2021	12	21.07	aM	3.7	TK	5.0B	10	6	6	0.3	85	ICQ xx HER02		Carl Hergenrother	
2021A1	2021	12	21.06	V	3.4	TK	5.0R	4	11		>1.0	94	ICQ xx OLAAA		Michael Olason	
2021A1	2021	12	20.93	B	3.0	TK	7.0B	15	10	8	0.2	90	ICQ XX SOU01		Willian Souza	
2021A1	2021	12	20.72	I	3.8	TK	15.6R	8	30	5	6	12.0m	ICQ XX DECAa		Michel Deconinck	
2021A1	2021	12	20.43	sB	3.6	TK	5.0R	10	5.0	8	30.0m	080	ICQ XX WYA		Christopher Wyatt	
2021A1	2021	12	20.06	aM	3.5	TK	5.0B	10	6	7	0.25	80	ICQ xx HER02		Carl Hergenrother	
2021A1	2021	12	20.06	V	4.2	TK	5.0R	4	11		>1.2	92	ICQ xx OLAAA		Michael Olason	
2021A1	2021	12	19.72	I	5.5	-	15.6R	8	30	4/			ICQ XX DECAa		Michel Deconinck	
2021A1	2021	12	19.06	aM	4.0	TK	5.0B	10	7	5	0.25	80	ICQ xx HER02		Carl Hergenrother	
2021A1	2021	12	19.05	V	4.1	TK	5.0R	4	11		>0.4	89	ICQ xx OLAAA		Michael Olason	
2021A1	2021	12	19.03	M	4.8	TK	5.0B	4	20	7	5		MAN04	MAN04	Luis Alberto Mansilla	
2021A1	2021	12	18.71	E	4.7	TK	15.6R	8	30	10	3	15.0m	90	ICQ XX DECAa		Michel Deconinck
2021A1	2021	12	18.06	V	4.8	TK	5.0R	4	11				ICQ xx OLAAA		Mike Olason	
2021A1	2021	12	17.75	S	4.3	TK	5.0B	10	5	7			ICQ XX GON05		Juan Jose Gonzalez Suarez	
2021A1	2021	12	17.43	sS	3.6	TK	7.0B	15	14.0	3			ICQ XX WYA		Christopher Wyatt	
2021A1	2021	12	17.41	&M	5.0	TK	25.0L	5	40	16	6	16.0m	90	ICQ XX WYA		Christopher Wyatt
2021A1	2021	12	17.06	V	4.3	TK	5.0R	4	12		>1.0	82	ICQ xx OLAAA		Michael Olason	
2021A1	2021	12	17.06	M	4.1	TK	5.0B	10	5	4			ICQ xx HER02		Carl Hergenrother	
2021A1	2021	12	17.05	Z	4.3	U4	7.2R	5a130	10.6		0.12	75	ICQ xx HER02		Carl Hergenrother	
2021A1	2021	12	16.75	S	3.4	TK	5.0B	10	7	6			ICQ XX GON05		Juan Jose Gonzalez Suarez	
2021A1	2021	12	16.73	E	4.0:TK	15.6R	8	30	5	5	30.0m	290	ICQ XX DECAa		Michel Deconinck	
2021A1	2021	12	16.05	V	3.7	TK	5.0R	4	13				ICQ xx OLAAA		Mike Olason	
2021A1	2021	12	15.75	S	3.3	TK	5.0B	10	7	6/			ICQ XX GON05		Juan Jose Gonzalez Suarez	
2021A1	2021	12	15.06	V	3.2	TK	5.0R	4	11				ICQ xx OLAAA		Mike Olason	
2021A1	2021	12	11.54	M	4.8	TK	5.0B	10	7	5	0.7	330	ICQ xx HER02		Carl Hergenrother	
2021A1	2021	12	11.24	S	4.9	TK	5.0B	10	16	6/	1.7	330	ICQ XX GON05		Juan Jose Gonzalez Suarez	
2021A1	2021	12	11.25	I	4.7	TK	0.0E		12	7			ICQ XX GON05		Juan Jose Gonzalez Suarez	
2021A1	2021	12	09.53	Z	5.4	U4	7.2R	5a840	28.9		>1.4	327	ICQ xx HER02		Carl Hergenrother	
2021A1	2021	12	09.50	M	5.0	TK	5.0B	10	12	5	1.5	320	ICQ xx HER02		Carl Hergenrother	
2021A1	2021	12	09.19	I	5.3	TK	12.6B	5	40	12	3/	1.2	315	ICQ XX DECAa		Michel Deconinck
2021A1	2021	12	06.53	Z	5.7	U4	7.2R	5C480	30.7		>1.35	321	ICQ xx HER02		Carl Hergenrother	
2021A1	2021	12	06.47	M	6.0	TK	5.0B	10	10	6	1.0	320	ICQ xx HER02		Carl Hergenrother	
2021A1	2021	12	05.53	Z	6.0	U4	7.2R	5C000	28.1		>1.5	321	ICQ xx HER02		Carl Hergenrother	
2021A1	2021	12	05.51	GS	6.0	AC	5.0B	7	3	3			ICQ XX AGUaa		Salvador Aguirre	
2021A1	2021	12	05.47	M	6.3	TK	5.0B	10	7	5/	0.5	320	ICQ xx HER02		Carl Hergenrother	
2021A1	2021	12	03.25	S	6.4	TK	5.0B	10	12	5	2.4	310	ICQ XX GON05		Juan Jose Gonzalez Suarez	
2021A1	2021	12	03.06	S	7.0	TI	10.0L	4	36	5	4	14.0m	320	ICQ XX HAR11		Christian Harder
2021A1	2021	12	02.49	Z	6.5	U4	7.2R	5a600	26.3		>1.0	313	ICQ xx HER02		Carl Hergenrother	
2021A1	2021	12	02.48	M	6.7	TK	5.0B	10	8	5/	0.7	320	ICQ xx HER02		Carl Hergenrother	
2021A1	2021	12	02.19	S	7.1	TK	5.0B	4	7	4	5/	0.28	328		PIL01	Uwe Pilz
2021A1	2021	12	01.51	Z	6.6	U4	7.2R	5A020	26.3		>1.3	314	ICQ xx HER02		Carl Hergenrother	
2021A1	2021	12	01.46	M	7.0	TK	5.0B	10	6	5/	0.3	320	ICQ xx HER02		Carl Hergenrother	
2021A1	2021	12	01.17	I	6.8	TK	12.6B	5	25	10	6	45.0m	300	ICQ XX DECAa		Michel Deconinck

I think it safe to say that C/2021 A1 (Leonard) has officially won the award of “Best Comet of 2021”. Barring a surprise discovery or outburst, it may also win the award for “Best Comet of 2022”.

Before talking about what we expect from Leonard in January, let’s highlight its development (bullet point style):

- The first observation of Leonard was taken on 2020 April 11 by the Catalina Sky Survey’s 1.5-m Mount Lemmon telescope when the comet was reported at magnitude 21.8 and located at distances of 7.5 au from the Sun and 6.9 au from Earth. These observations and others taken throughout the remainder of 2020 by the Mount Lemmon, Pan-STARRS, and GINOP-KHK telescopes would go unrecognized until...
- On the night of 2021 January 3 UT, Catalina astronomer Gregg Leonard would find C/2021 A1 at magnitude 19 with the Mount Lemmon 1.5-m, the same telescope that first imaged the comet 9 months earlier. At discovery, C/Leonard was 5.1 au from the Sun and 4.9 au from Earth.
- Leonard’s rate of brightening has not be constant. From April 2020 to January 2021, it appeared to brighten at a better than average rate of $2.5^n \sim 12$. Then from January to July 2020, it barely brightened faster than steady state ($2.5^n = 5$) at a rate of $2.5^n \sim 6$.
- By July of 2021, the comet had reached an apparent magnitude of 16-17. Around this time, the comet started to once again rapidly brighten. Between July and sometime in early September, an incredible rate of $2.5^n \sim 21$ was observed. Between September and mid-November, this rate slowed down to a still impressive $2.5^n \sim 12$. With the comet now around magnitude 8, its prospects were looking good for a bright object around the time of close approach to Earth in early to mid-December. But then...
- Leonard’s brightening not only ground to a halt but went into reverse. While the comet would brighten to around magnitude 5 on December 11, its activity had decreased since mid-November. The apparent brightening being due to its decreasing distance to the Earth and Sun and not from any increase in activity. As the comet moved too close to the Sun to be seen from Earth, it looked like magnitude 5 might be the best we’d see from Leonard.
- After the 11th, the comet was at too small of a solar elongation for most Earthbound observers. On December 12, Leonard passed 0.233 au (34.9 million km, 21.7 million miles) from Earth and on the 14th, it reached a maximum phase angle of 160 deg.
- The 14th and 15th provided a surprise as Leonard was imaged by multiple observers and estimated to be around magnitude 2.5 to 3.5. While forward scattering of sunlight by Leonard’s dust probably contributed to some of the increased brightness, a real outburst had occurred. Radio observations posted by Nicolas Biver showed a ~3x increase in gas production between December 13 and 15 [[comets-ml post](#)]. Also Jakub Cerny measured photometry from observations taken with the STEREO-A spacecraft that showed a ~1.5 magnitude outburst starting on December 13 [[comets-ml post](#)].
- In addition to the outburst from the 13th, the comet has experienced further outbursts on the 17th, 20th, 24th, and 30th. The later outbursts have occasionally given the comet more of a star-like appearance in small binoculars and by increasing the brightness of the inner coma, but they have not been very effective at increasing the total magnitude of the comet.
- Perhaps even more surprising than the outbursts is the development of a long, strong, dynamic gas tail. Jan Hattenbach has imaged a turbulent, kinked gas tail extending up to 36 deg in length on December 26, 27, 28, and 29 from the dark skies of La Palma. His most recent image from January 1 shows a much shorter tail though one that was still visually visible to over 7 deg in 10x50s. A Chris Wyatt observation from the 28th reported a 9 deg long visual tail in 15x70 binoculars.
- As January begins, visual observers are reporting the comet to be slightly brighter than magnitude 5.0.



Figure 1 – Jan Hattenbach imaged 36 deg of C/2021 A1 (Leonard)'s tail on 2021 December 26 from La Palma. This is a mosaic of two 50mm-images, 180s each, f/4, ISO 3200.

Leonard's propensity to outburst makes any prediction of its behavior in January uncertain. The comet should fade this month as it is rapidly moving away from the Earth. On January 1, Leonard is located 0.83 au from Earth which is more than three times the distance it was at during closest approach on December 12. The geocentric distance more than doubles again to 1.72 au by February 1. Assuming the comet's "normal" non-outburst brightness as the month begins is around magnitude 4.8 or so and assuming a 2.5^n of 7.5, Leonard could fade to magnitude 6 by mid-month and 8 by the end of the month, but don't hold me to it.

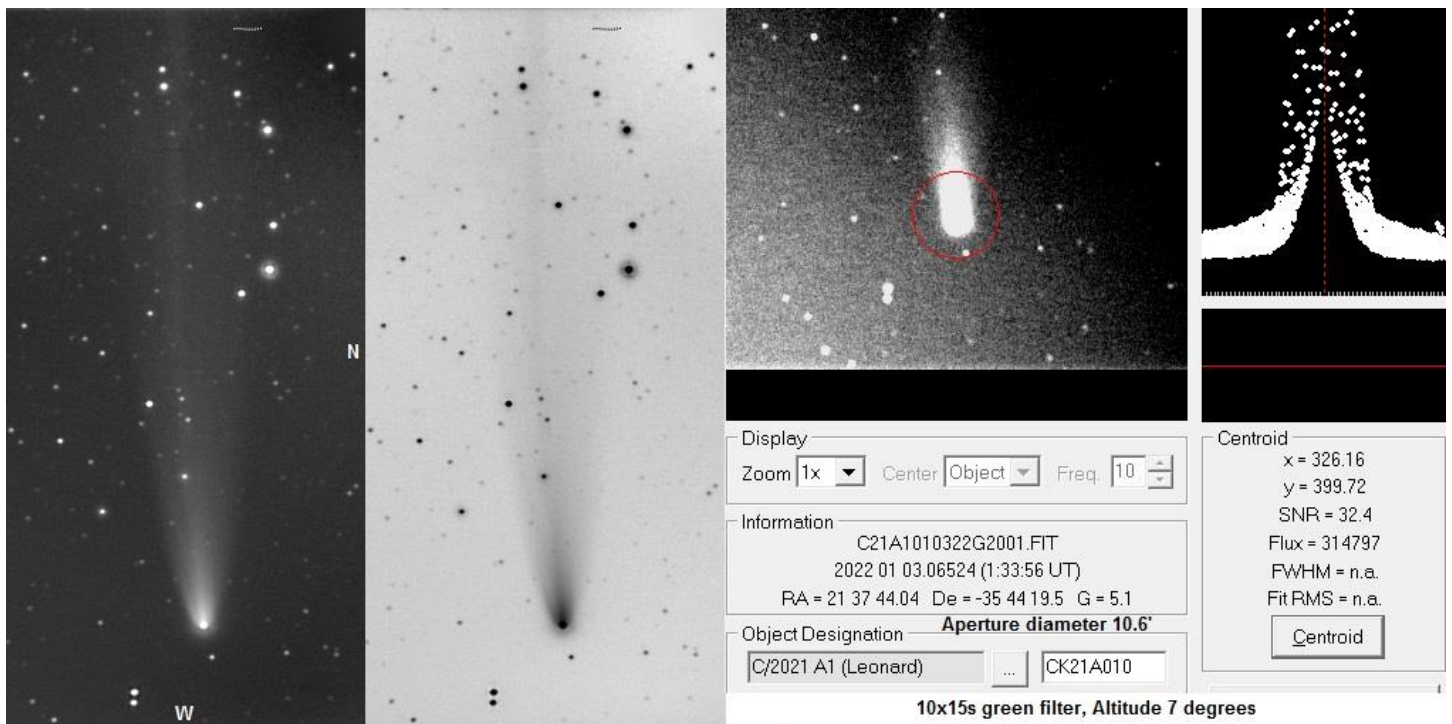
One thing we can be certain is that the comet will become a more difficult object for all observers as its solar elongation drops from 39 deg on the January 1 to 21 deg on February 1. As January begins, Leonard will already have set by the end of astronomical twilight in the evening sky for most northern hemisphere observers. By January 10, it will be setting before the end of nautical twilight for northerners. Southern hemisphere observers will be able to follow the comet till the end of the month though even then it will be only a few degrees above the horizon at the end of astronomical twilight. Conditions will be at their worst in early to mid-February and then improve afterwards for southern observers though Leonard may have faded to 9-10th magnitude by then. Northern hemisphere observers are out of luck till late April when the comet will be no more than a faint visual object.



Figure 2 – C/2021 A1 spent the first half of the month in the morning sky. On 2021 December 3, the comet passed close to the bright globular cluster M3. Gregg Ruppel caught the pair with his ASA 10N f/3.7 reflector and STL11000M camera.



Figure 3 - Comet Leonard showing a parabolic dust coma (in fact it looks like there are multiple parabolas within the inner coma) and turbulent gas tail. Image was taken by Raymond Nagron from La Parquera, Puerto Rico on 2021 December 27 (23:06 to 23:26 UT) with an Astro-Physics 92 Stowaway, ZWO ASI183MC-Pro camera, and Astronomik L-2 UV-IR blocking filter. The image is a composite of 15x60s exposures.



C/2021 A1 (Leonard), Coma 4', Tail $>1.2^\circ$ PA 93° , 2022 Jan 3 0140-0145UT, 10x30s, FOV 0.75×1.5 deg, Alt 6 deg 50mm f/3.5 ST-402 Mike Olason, Tucson Arizona
 Figure 4 - A recent image of C/Leonard taken by Michael Olason from Tucson, Arizona with a 50mm f/3.5 lens and ST-402ME camera. The image is a composite of 10x30s exposures taken on 2022 January 3.




Figure 5 - A visual impression of Leonard on 2021 December 22 as sketched by Michel Deconinck with a Bresser 156mm f/7.7 refractor at 30x.

19P/Borrelly

Discovered 1904 December 28 by the Alphonse Borrelly
 Short-period comet with orbital period of ~6.85 years

Orbit (from Minor Planet Center, MPEC 2021-Y10)

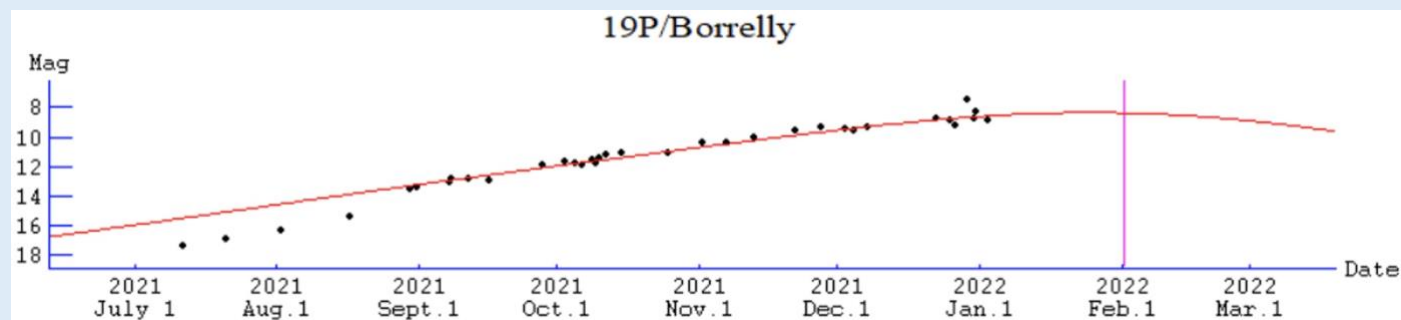
19P/Borrelly
 Epoch 2022 Jan. 21.0 TT = JDT 2459600.5
 T 2022 Feb. 1.82839 TT Rudenko
 q 1.3062665 (2000.0) P Q
 n 0.14400467 Peri. 351.91926 +0.38676925 -0.79278100
 a 3.6048317 Node 74.24711 +0.87109013 +0.14641844
 e 0.6376345 Incl. 29.30471 +0.30267396 +0.59165862
 P 6.84
 From 544 observations 2015 Jan. 11-2021 Dec. 15, mean residual 0".7.
 Nongravitational parameters A1 = -0.52, A2 = -0.5264.

Ephemerides (produced with Seiichi Yoshida's Comets for Windows program)

19P/Borrelly									Max El (deg)	
Date	R.A.	Decl.	r	d	Elong	Const	Mag		40N	40S
2022 Jan 01	00 18	-18 13	1.360	1.184	77E	Cet	8.6		31	35
2022 Jan 06	00 28	-14 39	1.344	1.190	75E	Cet	8.5		34	32
2022 Jan 11	00 38	-11 02	1.331	1.199	74E	Cet	8.4		37	28
2022 Jan 16	00 49	-07 22	1.321	1.211	73E	Cet	8.4		39	25
2022 Jan 21	01 00	-03 43	1.313	1.224	72E	Cet	8.4		41	22
2022 Jan 26	01 11	-00 04	1.308	1.240	70E	Cet	8.3		43	19
2022 Jan 31	01 23	+03 32	1.306	1.259	69E	Psc	8.4		44	17
2022 Feb 05	01 35	+07 05	1.306	1.281	68E	Psc	8.4		45	14

Comet Magnitude Formula & Lightcurve (from ALPO and COBS photometry)

$$m_1 = 5.0 + 5 \log d + 23.0 \log r$$



Recent Magnitude Measurements Contributed to the ALPO Comets Section

Recent Magnitude Measurements in ICQ format:

Comet Des	YYYY MM DD.DD (UT)	Mag	SC	APER	FL	POW	COMA Dia DC	TAIL LENG PA	ICQ	CODE	Observer Name
19	2022 01 03.08	S 9.3	TK	12.5B		30	3 5		ICQ xx	HER02	Carl Hergenrother
19	2021 12 31.45	xM 9.5	TK	7.0B		15	9.5 5/		ICQ XX	WYA	Chris Wyatt
19	2021 12 30.83	S 9.1	TK	20.3T10		77	5 4		ICQ XX	GON05	Juan Jose Gonzalez Suarez
19	2021 12 29.47	xM 9.0	TK	25.0L	5	40	7.5 4/		ICQ XX	WYA	Chris Wyatt
19	2021 12 26.72	S 9.6	TI	29.8L	4	79	2.2 3/		ICQ XX	HAR11	Christian Harder
19	2021 12 25.72	S 9.3	TI	29.8L	4	79	3.5 3/		ICQ XX	HAR11	Christian Harder
19	2021 12 02.82	S 9.8	TK	20.3T10		77	6 3/		ICQ XX	GON05	Juan Jose Gonzalez Suarez

While out observing Leonard in the early evening, don't forget to take the time to observe 19P/Borrelly. The current apparition marks the comet's 16th observed return. Its orbit has been stable since discovery with perihelion staying between 1.30 and 1.46 au (this year it is at 1.31 au so nearly as close as it's been since discovery). The comet approached within 1 au of Earth during its first 4 observed returns (1904, 1911, 1918 and 1925) and peaked between 8th and 10th magnitude. There was a stretch of 6 perihelion passages between 1938

and 1974 when the comet arrived at perihelion almost directly behind the Sun at ~2.3 to 2.5 au from Earth. Returns in 1987 and 1994 were much better with approaches to 0.48 and 0.62 au of Earth when the comet reached magnitude 7.0 to 7.5. 2022 begins a new series of good apparitions. Though still a distant 1.18 au from Earth at its closest this time around, it will come closer in 2028 (0.41 au), 2035 (0.62 au), 2042 (1.13 au), 2084 (1.12 au), 2091 (0.87 au) and 2097 (0.63 au). The next return in 2028 will be Borrelly's best between 1900 and 2100.

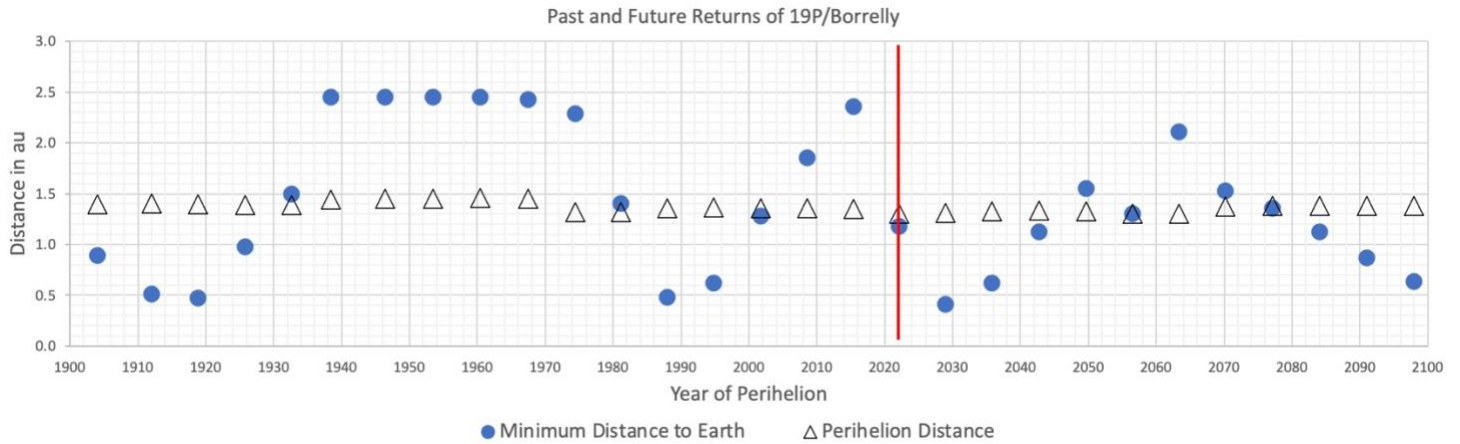


Figure 6 - Orbital evolution of 19P/Borrelly. Red vertical line highlights the current apparition. Ephemeris data from JPL Horizons.

Borrelly is now far enough north to be observed from both hemispheres. In December, Christian Harder, Chris Wyatt and J. J. Gonzalez found Borrelly to be between magnitude 9.0 and 9.8 with a coma between 2.2 and 7.5' but no visually visible tail. January sees the comet in the evening sky moving through Cetus (Jan 1-29) and Pisces (29-31) as it reaches a peak brightness at the end of the month around magnitude 9.5. Borrelly and 104P/Kowal (more below) will approach to within ~7 deg of each other this month. The two will also pass close to many NGC/IC galaxies providing imagers with lots of photo ops (see the Comet Calendar in this report).




Figure 7 - Image of 19P/Borrelly taken by Martin Mobberley on December 1 with an iTelescopes Celestron RASA 11". The dust trail along Borrelly's orbit extends from the lower right to upper left and runs through the coma of the comet.

67P/Churyumov-Gerasimenko

Discovered 1969 September 11 by the Klim Ivanovic Churyumov and Svetlana Ivanovna Gerasimenko

Orbit (from Minor Planet Center, MPEC 2021-Y10)

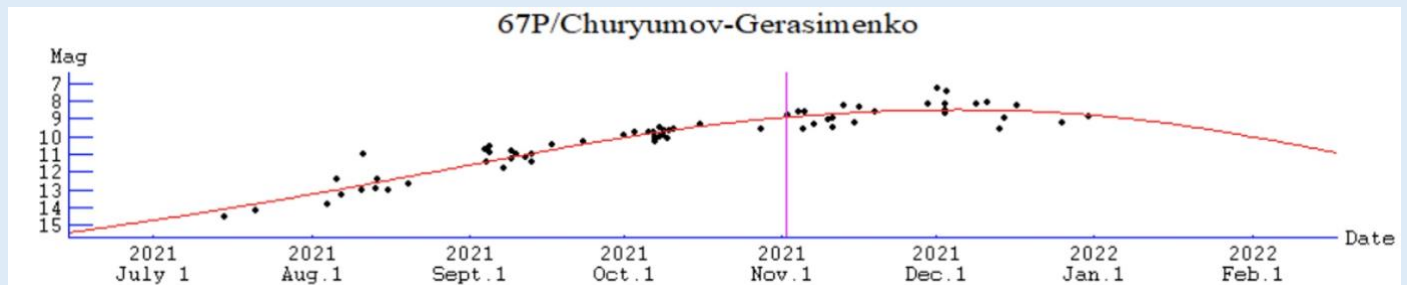
67P/Churyumov-Gerasimenko
 Epoch 2022 Jan. 21.0 TT = JDT 2459600.5
 T 2021 Nov. 2.06610 TT Rudenko
 q 1.2106359 (2000.0) P Q
 n 0.15341014 Peri. 22.13769 +0.52344296 -0.85112109
 a 3.4559438 Node 36.33308 +0.77128073 +0.45334146
 e 0.6496946 Incl. 3.87159 +0.36212359 +0.26471573
 P 6.42
 From 8801 observations 1995 July 3-2021 Dec. 16, mean residual 0".8.
 Nongravitational parameters A1 = +0.09, A2 = +0.0111.

Ephemerides (produced with Seiichi Yoshida's Comets for Windows program)

67P/Churyumov-Gerasimenko										Max El (deg)	
Date	R.A.	Decl.	r	d	Elong	Const	Mag	40N	40S		
2022 Jan 01	09 00	+28 26	1.418	0.482	148M	Cnc	8.8	78	22		
2022 Jan 06	08 57	+28 42	1.450	0.499	154M	Cnc	8.9	79	21		
2022 Jan 11	08 52	+28 54	1.483	0.520	159M	Cnc	9.1	79	21		
2022 Jan 16	08 47	+29 02	1.517	0.546	164M	Cnc	9.3	79	21		
2022 Jan 21	08 42	+29 04	1.552	0.575	168M	Cnc	9.5	79	21		
2022 Jan 26	08 37	+29 00	1.588	0.609	169M	Cnc	9.7	79	21		
2022 Jan 31	08 33	+28 51	1.625	0.648	167E	Cnc	10.0	79	21		
2022 Feb 05	08 29	+28 37	1.662	0.692	163E	Cnc	10.2	79	21		

Comet Magnitude Formula & Lightcurve (from ALPO and COBS data)

$$m_1 = 9.2 + 5 \log d + 13.2 \log r(t-42)$$



Recent Magnitude Measurements Contributed to the ALPO Comets Section

Recent Magnitude Measurements in ICQ format:

Comet Des	YYYY MM DD.DD (UT)	Mag	SC	APER	FL	POW	COMA Dia DC	TAIL LENG PA	ICQ CODE	Observer Name
67	2021 12 30.90	S 9.2	TK	20.3T10	77	5 5	0.3 280	ICQ XX GON05	Juan Jose Gonzalez Suarez	
67	2021 12 25.79	S 9.6	TI	29.8L 4	92	3.5 3/		ICQ XX HAR11	Christian Harder	
67	2021 12 14.68	xM 9.6	TK	40.0L 4	59	3.2 6	15.5m274	ICQ XX WYA	Chris Wyatt	
67	2021 12 13.67	xM 10.2	TK	40.0L 4	59	2.1 6	11.2m279	ICQ XX WYA	Chris Wyatt	
67	2021 12 11.19	S 8.3	TK	10.0B	25	8 5	0.5 290	ICQ XX GON05	Juan Jose Gonzalez Suarez	
67	2021 12 03.13	S 7.4	TK	5.0B 4	7	6 5		PIL01	Uwe Pilz	
67	2021 12 03.05	S 8.8	TI	25.2L 4	68	3.3 4	14.0m280	ICQ XX HAR11	Christian Harder	
67	2021 12 03.00	S 8.4	TK	10.0B	25	7 5/	0.6 290	ICQ XX GON05	Juan Jose Gonzalez Suarez	
67	2021 12 02.98	S 9.0	TK	20.3T10	77	4 5	0.4 290	ICQ XX GON05	Juan Jose Gonzalez Suarez	
67	2021 12 01.49	Z 8.5	U4	7.2R 5a300	13.2		>0.7 329	ICQ xx HER02	Carl Hergenrother	

67P was discovered on photographic plates taken on 1969 September 11 by Kiev University Astronomical Observatory astronomers Klim Ivanovic Churyumov and Svetlana Ivanovna Gerasimenko working at the Alma-Ata Astrophysical Institute in current day Kazakhstan. The current apparition is 67P's 9th observed return with perihelion occurring back on 2021 November 2 at 1.21 au and closest approach to Earth at 0.42 au on November 12. The close approach makes this the comet's best return since 1982 when it came marginally closer

to Earth at 0.39 au. This is also the best apparition throughout the remainder of the century. Contrary to a few news articles out there saying 67P “...will disappear for 200 years”, there will be similar, though slightly larger, approaches to Earth in 2034 (0.45 au), 2067 (0.44 au), and 2080 (0.49 au). The reason 67P won’t get quite as close as in 2021 is due to approaches to Jupiter in 2030 and 2078 which act to increase 67P’s perihelion distance from 1.21 au to between 1.26 and 1.34 au from 2030 to 2100 and beyond.

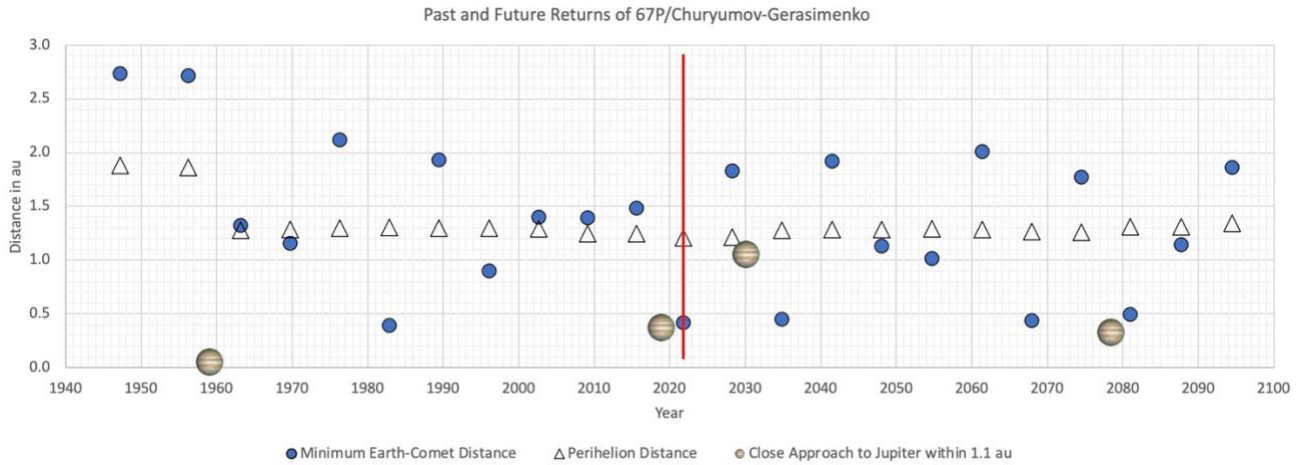


Figure 8 - Orbital evolution of 67P/C-G. Red vertical line highlights the current apparition. Ephemeris data from JPL Horizons.

Though perihelion and close approach to Earth both occurred in November, the comet likely peaked in brightness in early December around magnitude 8 to 9. Visual observations from December found a coma between 2 and 8' in diameter and a tail up to 0.6 deg in length. Imagers detected not only a long broad dust tail but also a narrow thin dust trail both leading the following the comet along its orbit. During December 67P will be in Cancer near opposition (opposition occurs on January 26). It should fade from around magnitude ~9.0 to ~10.0 over the course of the month.



Figure 9 – 67P/C-G showing both a long dust tail and dust trail in images taken by Dan Bartlett on 2021 December 5 with a RASA11 and ASI183MC-Pro. The image consists of 103 120s exposures.

C/2019 L3 (ATLAS)

Discovered 2019 June 10 by the ATLAS survey with one of their 0.5-m f/2 Schmidt
Dynamically old long-period comet

Orbit (from Minor Planet Center, MPEC 2021-W138)

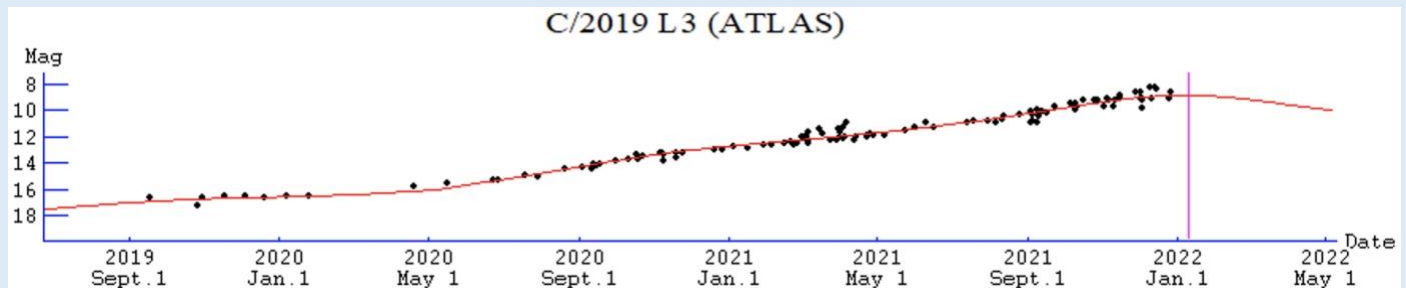
C/2019 L3 (ATLAS)
Epoch 2022 Jan. 21.0 TT = JDT 2459600.5
T 2022 Jan. 9.61923 TT Rudenko
q 3.5545083 (2000.0) P Q
z -0.0004535 Peri. 171.61063 -0.26052045 -0.66630835
+/-0.0000003 Node 290.79018 +0.83675988 +0.20517934
e 1.0016118 Incl. 48.36122 +0.48162433 -0.71689234
From 2998 observations 2019 June 10-2021 Nov. 29, mean residual 0".4.
1/a(orig) = +0.000102 AU**⁻¹, 1/a(fut) = -0.000881 AU**⁻¹.

Ephemerides (produced with Seiichi Yoshida's Comets for Windows program)

C/2019 L3 (ATLAS)										Max El (deg)	
Date	R.A.	Decl.	r	d	Elong	Const	Mag	40N	40S		
2022 Jan 01	07 12	+32 56	3.555	2.586	168M	Gem	8.9	83	17		
2022 Jan 06	07 07	+32 01	3.554	2.581	170M	Gem	8.9	82	18		
2022 Jan 11	07 02	+31 03	3.554	2.583	169E	Gem	8.9	81	19		
2022 Jan 16	06 57	+30 03	3.555	2.595	165E	Gem	8.9	80	20		
2022 Jan 21	06 52	+29 02	3.556	2.615	160E	Gem	8.9	79	21		
2022 Jan 26	06 48	+28 00	3.557	2.643	154E	Gem	8.9	78	22		
2022 Jan 31	06 44	+26 58	3.559	2.679	149E	Gem	9.0	77	23		
2022 Feb 05	06 41	+25 57	3.562	2.722	143E	Gem	9.0	76	24		

Comet Magnitude Formula and Lightcurve (from ALPO and COBS data)

m1 = 4.6 + 5 log d + 9.0 log r [through T-600 days; T = date of perihelion]
m1 = -4.4 + 5 log d + 20.2 log r [T-600 days to T-0]
m1 = 1.2 + 5 log d + 10.0 log r [T-0 and onwards, assumed]



Recent Magnitude Measurements Contributed to the ALPO Comets Section

Recent Magnitude Measurements in ICQ format:

Comet Des	YYYY MM DD.DD (UT)	Mag	SC	APER	FL	POW	COMA	TAIL	ICQ CODE	Observer Name
					T		Dia DC	LENG PA		
2019L3	2021 12 30.87	S 9.3	TK	20.3T10	77	3	6	0.2 310	ICQ XX GON05	Juan Jose Gonzalez Suarez
2019L3	2021 12 29.49	xM 9.0	TK	25.0L 5	40	3.0	6		ICQ XX WYA	Chris Wyatt
2019L3	2021 12 26.74	S 9.1	TI	29.8L 4	92	2.8	4/	4.0m315	ICQ XX HAR11	Christian Harder
2019L3	2021 12 25.77	S 9.6	TI	29.8L 4	92	1.7	4/	7.0m310	ICQ XX HAR11	Christian Harder
2019L3	2021 12 14.67	xM 9.5	TK	40.0L 4	59	3.2	6	10.0m287	ICQ XX WYA	Chris Wyatt
2019L3	2021 12 13.66	xM 9.4	TK	40.0L 4	59	3.5	6	9.2m267	ICQ XX WYA	Chris Wyatt
2019L3	2021 12 11.21	S 9.4	TK	10.0B	25	6	6		ICQ XX GON05	Juan Jose Gonzalez Suarez
2019L3	2021 12 03.13	S 9.9	TK	7.0B 6	16	2.5			ICQ XX PIL01	Uwe Pilz
2019L3	2021 12 03.07	S 9.5	TI	25.2L 4	78	3	4/	6.0m325	ICQ XX HAR11	Christian Harder
2019L3	2021 12 02.96	S 9.6	TK	20.3T10	77	5	6	0.2 300	ICQ XX GON05	Juan Jose Gonzalez Suarez
2019L3	2021 12 02.78	S 9.7	TI	29.8L 4	92	1.9	4/		ICQ XX HAR11	Christian Harder
2019L3	2021 12 01.50	Z 9.2	U4	7.2R 5a300	11.0			0.14 329	ICQ xx HER02	Carl Hergenrother

Hanging out just one constellation over from 67P is C/2019 L3 (ATLAS). The two comets make a nice pair as both are around magnitude 9 and near maximum brightness. Unlike 67P which is now a few weeks after

perihelion, C/2019 L3 arrives at perihelion this month on the 9th. Though both comets are around 9th magnitude, ATLAS is intrinsically brighter as it is located much further from the Sun (3.55 au) and Earth (2.6 au) than 67P (1.5 au from the Sun and 0.5-0.6 au from Earth).

Several visual observations were reported by J. J. Gonzalez, Christian Harder, Uwe Pilz, and Chris Wyatt in December finding the comet between magnitude 9.0 and 9.9. The coma was reported as moderately condensed (DCs from 4.5 to 6) and between 1.7' and 6' in diameter. An image by Carl Hergenrother found a much larger coma with a diameter of 11'. Visual and imagers detected a tail up to 0.2 deg in length.

C/2019 L3 (ATLAS) is at opposition early in the month as it moves through Gemini. Its location near opposition and the ecliptic means it is observable from both hemispheres. Though its distance to the Sun changes very little this month, the comet should fade as it moves away from Earth (from 2.58 to 2.68 au). Orbit plane crossing happens on January 11 so imagers should be on the lookout for any sign of a dust trail.



Figure 10 - C/2019 L3 (ATLAS) as imaged by Gregg Ruppel on 2021 December 11 with a ASA 10N f/3.7 astrograph and STL11000M camera. Image is a color composite LRGB of 20:20:20:20 minutes (80 min total).

Comets Between Magnitude 10 and 13

4P/Faye

Discovered visually on 1843 November 23 by the Herve Faye

Orbit (from MPEC 2021-Y10)

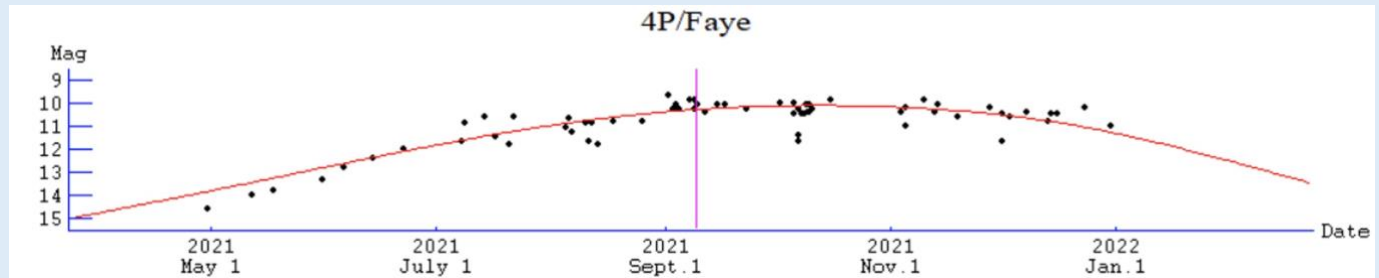
4P/Faye
 Epoch 2022 Jan. 21.0 TT = JDT 2459600.5
 T 2021 Sept. 8.84427 TT Rudenko
 q 1.6189095 (2000.0) P Q
 n 0.13180036 Peri. 207.00487 +0.76775831 -0.63998070
 a 3.8240626 Node 192.93064 +0.61015802 +0.74510050
 e 0.5766519 Incl. 8.00832 +0.19558724 +0.18774972
 P 7.48
 From 5965 observations 1998 May 24-2021 Dec. 17, mean residual 0".9.
 Nongravitational parameters A1 = +0.57, A2 = -0.0280.

Ephemerides (produced with Seiichi Yoshida's Comets for Windows program)

4P/Faye										Max El (deg)	
Date	R.A.	Decl.	r	d	Elong	Const	Mag	40N	40S		
2022 Jan 01	06 32	+07 25	1.973	1.009	164E	Mon	11.3	57	43		
2022 Jan 06	06 28	+07 43	2.000	1.040	162E	Mon	11.5	58	42		
2022 Jan 11	06 25	+08 05	2.028	1.077	159E	Mon	11.7	58	42		
2022 Jan 16	06 22	+08 30	2.056	1.120	155E	Mon	11.9	59	41		
2022 Jan 21	06 20	+08 58	2.084	1.168	151E	Mon	12.1	59	41		
2022 Jan 26	06 19	+09 28	2.113	1.221	146E	Ori	12.3	59	41		
2022 Jan 31	06 18	+09 58	2.142	1.279	141E	Ori	12.5	60	40		
2022 Feb 05	06 18	+10 29	2.171	1.341	137E	Ori	12.7	60	39		

Comet Magnitude Formula (from fit to ALPO and COBS data)

$$m1 = 5.9 + 5 \log d + 18.3 \log r$$



Recent Magnitude Measurements Contributed to the ALPO Comets Section

Recent Magnitude Measurements in ICQ format:

Comet Des	YYYY MM DD.DD (UT)	Mag	SC	APER	FL	POW	COMA Dia	DC	TAIL LENG	PA	ICQ CODE	Observer Name
4	2021 12 14.69 xM	12.0	AQ	40.0L	4	108	1.4	6	4.5m	297	ICQ XX WYA	Chris Wyatt
4	2021 12 13.69 xM	12.3	AQ	40.0L	4	108	0.8	6	3.2m	275	ICQ XX WYA	Chris Wyatt
4	2021 12 03.22 S	10.8	TK	20.3T	10	100	3	2/			ICQ XX GON05	Juan Jose Gonzalez Suarez
4	2021 12 01.47 Z	11.7	U4	7.2R	5a	360	2.2		0.06	283	ICQ xx HER02	Carl Hergenrother

Faye's 22nd observed return has reached its maximum brightness with the comet now weeks after perihelion (1.62 au on Sep. 8) and closest approach to Earth (0.94 au on Dec. 5). Faye should fade from around magnitude 11.5 to 13.0 this month as it moves through the evening constellations of Monoceros (Jan 1-23) and Orion (23-31).

6P/d'Arrest

Discovered on 1851 June 28 by the Heinrich Ludwig d'Arrest

Orbit (from MPEC 2021-Y10)

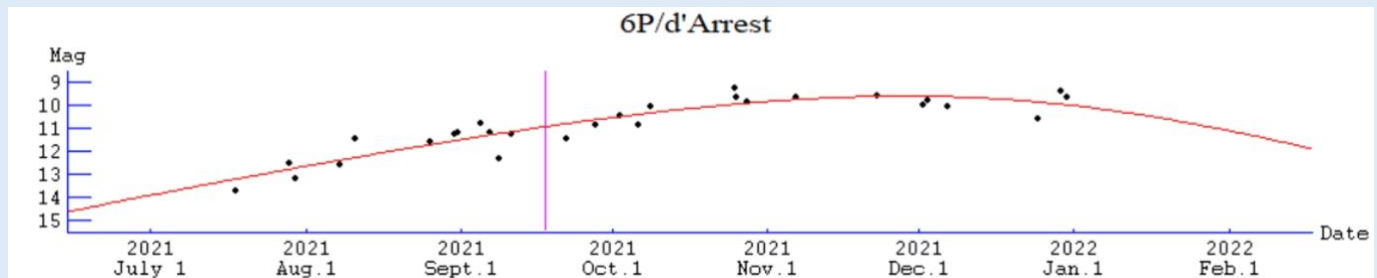
6P/d'Arrest
 Epoch 2022 Jan. 21.0 TT = JDT 2459600.5
 T 2021 Sept. 17.76117 TT Rudenko
 q 1.3545380 (2000.0) P Q
 n 0.15067344 Peri. 178.08852 +0.73289133 +0.64399341
 a 3.4976653 Node 138.93495 -0.62855292 +0.76434198
 e 0.6127308 Incl. 19.51219 -0.26036806 -0.03246250
 P 6.54
 From 3261 observations 1987 Mar. 31-2021 Dec. 15, mean residual 1".0.
 Nongravitational parameters A1 = +0.54, A2 = +0.0991.

Ephemerides (produced with Seiichi Yoshida's Comets for Windows program)

Date	R.A.	Decl.	r	d	Elong	Const	Mag	Max El	
								40N	40S
2022 Jan 01	23 56	-19 27	1.785	1.827	71E	Cet	10.0	29	32
2022 Jan 06	00 08	-18 03	1.819	1.899	70E	Cet	10.2	30	30
2022 Jan 11	00 20	-16 39	1.853	1.971	68E	Cet	10.3	30	28
2022 Jan 16	00 31	-15 16	1.887	2.045	66E	Cet	10.5	30	27
2022 Jan 21	00 43	-13 54	1.921	2.120	64E	Cet	10.7	30	25
2022 Jan 26	00 54	-12 33	1.956	2.196	62E	Cet	10.9	30	24
2022 Jan 31	01 04	-11 13	1.991	2.272	61E	Cet	11.1	29	23
2022 Feb 05	01 15	-09 56	2.027	2.349	59E	Cet	11.3	29	22

Comet Magnitude Formula (from fit to ALPO and COBS data)

$$m_1 = 5.3 + 5 \log d + 25.7 \log r(t-95)$$



Recent Magnitude Measurements Contributed to the ALPO Comets Section

Recent Magnitude Measurements in ICQ format:

Comet Des	YYYY MM DD.DD (UT)	Mag	SC	APER	FL	POW	COMA Dia	DC	TAIL LENG	PA	ICQ CODE	Observer Name
6	2021 12 30.82	S 10.0	TK	20.3	T10	77	6	2			ICQ XX GON05	Juan Jose Gonzalez Suarez
6	2021 12 29.48	xS 10.4	TK	25.0	L 5	40	6.5	3			ICQ XX WYA	Chris Wyatt
6	2021 12 02.83	S 10.1	TK	20.3	T10	77	6	2			ICQ XX GON05	Juan Jose Gonzalez Suarez

6P/d'Arrest is also past its perihelion [T = 2021 September 17 @ 1.35 au]. Due to an asymmetrical lightcurve, the comet peaked in brightness in December. Visual observations by Chris Wyatt and J. J. Gonzalez found the comet to be between magnitude 10.0 and 10.4. January should see the comet fade from around magnitude 10.0 to 11.1.

This month, 6P is an evening object moving through Cetus. Though better placed for southern observers, it is observable from both hemispheres. Like C/2019 L3, d'Arrest has an orbit plane crossing this month (on February 7).

29P/Schwassmann-Wachmann

Discovered 1927 November 15 by the Arnold Schwassmann and Arno Arthur Wachmann at the Hamburg Observatory in Bergedorf, Germany
Centaur comet with orbital period of ~14.8 years

Orbit (from Minor Planet Center, MPEC 2021-Y10)

29P/Schwassmann-Wachmann
Epoch 2022 Jan. 21.0 TT = JDT 2459600.5
T 2019 Apr. 4.85534 TT Rudenko
q 5.7713412 (2000.0) P Q
n 0.06636469 Peri. 49.81497 +0.99174163 -0.04468714
a 6.0419623 Node 312.38187 -0.02058557 +0.86971592
e 0.0447903 Incl. 9.36627 +0.12658896 +0.49152545
P 14.9
From 11913 observations 2018 June 18-2021 Dec. 16, mean residual 0".6.

Ephemerides (produced with Seiichi Yoshida's Comets for Windows program)

29P/Schwassmann-Wachmann										Max El (deg)	
Date	R.A.	Decl.	r	d	Elong	Const	Mag	40N	40S		
2022 Jan 01	04 21	+31 01	5.945	5.092	147E	Per	11-13	81	19		
2022 Jan 06	04 20	+30 49	5.946	5.139	142E	Tau	11-13	81	19		
2022 Jan 11	04 18	+30 38	5.947	5.192	136E	Tau	11-13	81	19		
2022 Jan 16	04 17	+30 27	5.949	5.250	131E	Tau	11-13	81	19		
2022 Jan 21	04 16	+30 17	5.950	5.313	126E	Tau	11-13	80	18		
2022 Jan 26	04 15	+30 07	5.952	5.381	121E	Tau	11-13	80	18		
2022 Jan 31	04 15	+29 57	5.953	5.452	116E	Tau	11-13	80	17		
2022 Feb 05	04 15	+29 48	5.955	5.527	111E	Tau	11-13	80	16		

Comet Magnitude Formula

None, due to frequent outbursts.

Recent Magnitude Measurements Contributed to the ALPO Comets Section

Recent Magnitude Measurements in ICQ format:

Comet Des	YYYY MM DD.DD (UT)	Mag	SC	APER	FL	POW	COMA Dia DC	TAIL LENG PA	ICQ	CODE	Observer Name
29	2021 12 30.86	S 10.5	TK	20.3	T10	77	7 1/		ICQ XX	GON05	Juan Jose Gonzalez Suarez
29	2021 12 02.84	S 10.2	TK	20.3	T10	77	6 2		ICQ XX	GON05	Juan Jose Gonzalez Suarez
29	2021 12 02.77	S 11.3	TI	29.8	L 4	108	3 1		ICQ XX	HAR11	Christian Harder

29P/Schwassmann-Wachmann was discovered photographically on 1927 November 15 by German observing team Arnold Schwassmann and Arno Arthur Wachmann. 29P is one of the more enigmatic comets as it experiences outbursts multiple times per year that can reach 10-14th magnitude.

29P was especially active with multiple outbursts observed between September and November. While the high rate of outbursts seems to have ended, the comet is still relatively bright, for 29P that is, at magnitude 10.0 to 11.0. Perhaps due to its large distance of 5.95 au from the Sun, dust released from last year's outbursts have been slow to disperse with visual observers still reporting a large coma of 6-7' diameter. December coma diameters measured from images and submitted to COBS were as large as 11'.

29P is an evening object in Perseus (Jan 1-2) and Taurus (2-31) and observable from both hemispheres. If you observe 29P, please consider contributing to two pro-am efforts to better understand this object: the British Astronomical Society's (BAA) Mission 29P monitoring program coordinated by Richard Miles. (<https://britastro.org/node/18562> & <https://britastro.org/node/25120>) and the University of Maryland's 29P Observation campaign (https://wirtanen.astro.umd.edu/29P/29P_obs.shtml). Not to sound like a broken record, but imagers should also be on the lookout for any features due to an orbit plane crossing on February 1.

57P/du Toit-Neujmin-Delporte

Discovered on 1941 July 18 by Daniel du Toit at the Harvard College Observatory's Boyden Station in South Africa, on 1941 July 25 by Grigory N. Neujmin at the Simeis Observatory in Russia, and on 1941 August 19 by Eugéne Joseph Delporte of the Royal Observatory in Uccle, Belgium
 Jupiter-family comet with orbital period of 6.4 years

Orbit (from Minor Planet Center, MPEC 2021-Y10)

```

57P/du Toit-Neujmin-Delporte
Epoch 2022 Jan. 21.0 TT = JDT 2459600.5
T 2021 Oct. 17.39698 TT                               Rudenko
q 1.7200345                (2000.0)                P                Q
n 0.15397449              Peri. 115.25495            +0.55935840        +0.82889123
a 3.4474941              Node 188.76829            -0.77729959        +0.52132110
e 0.5010769              Incl. 2.85132            -0.28796445        +0.20288822
P 6.40
From 1158 observations 2015 Feb. 18-2021 Dec. 15, mean residual 0".7.
    
```

Ephemerides (produced with Seiichi Yoshida's Comets for Windows program)

57P/du Toit-Neujmin-Delporte										Max El	
										(deg)	
Date	R.A.	Decl.	r	d	Elong	Const	Mag	40N	40S		
2022 Jan 01	21 35	-13 19	1.854	2.471	41E	Cap	11-13	19	2		
2022 Jan 06	21 48	-12 20	1.871	2.518	39E	Cap	11-13	18	0		
2022 Jan 11	22 00	-11 19	1.889	2.566	37E	Aqr	11-13	17	0		
2022 Jan 16	22 13	-10 16	1.908	2.614	36E	Aqr	11-13	16	0		
2022 Jan 21	22 25	-09 12	1.927	2.661	34E	Aqr	11-13	14	0		
2022 Jan 26	22 37	-08 07	1.947	2.709	32E	Aqr	11-13	13	0		
2022 Jan 31	22 48	-07 01	1.968	2.756	30E	Aqr	11-13	11	0		
2022 Feb 05	23 00	-05 55	1.989	2.803	28E	Aqr	11-13	9	0		

Comet Magnitude Formula

Currently in outburst

Recent Magnitude Measurements Contributed to the ALPO Comets Section

Recent Magnitude Measurements in ICQ format:

Comet Des	YYYY MM DD.DD	Mag	SC	APER	FL	POW	COMA	TAIL	ICQ	CODE	Observer Name
	(UT)						Dia	DC	LENG	PA	
None											

Daniel du Toit was the first to discover 57P/du Toit-Neujmin-Delporte on 1941 July 18 from the Harvard College Observatory's Boyden Station in South Africa only a few days after a close approach to Earth of 0.30 au. Due to World War II, communications were slow and two other observers, Grigory N. Neujmin at Simeis Observatory in Russia and Eugéne Joseph Delporte of the Royal Observatory in Uccle, Belgium also independently found the comet over the next month or so. 57P is making its 9th observed return and was not expected to become much brighter than 16th magnitude. That was the case until October 17, its perihelion date, when it was observed 5 magnitudes brighter at 11th magnitude.

While not as outburst prone as 29P, 57P experienced a 6-magnitude outburst in 1996 which may have produced 19 or more secondary nuclei that were observed during its next return in 2002. Its abnormal brightness in 1941 also suggests an outburst in that year.

No observations of 57P were reported to the ALPO in December. There are four imaging observations on the COBS site, and all suggest the comet is holding steady around magnitude 12. 57P remains an evening object in Capricornus (Jan 1-10) and Aquarius (10-31) and should fade as it moves away from the Sun (1.85 to 1.97 au) and Earth (2.47 to 2.76 au).

104P/Kowal

Photographically discovered on 1979 January 27 by Charles Kowal at Palomar Observatory
 Previously visually discovered, but not confirmed, by Reverend Leo Boethin on 1973 January 11
 Jupiter-family comet with orbital period of 5.7 years

Orbit (from Minor Planet Center, MPEC 2021-Y10)

104P/Kowal
 Epoch 2022 Jan. 21.0 TT = JDT 2459600.5
 T 2022 Jan. 11.62528 TT Rudenko

q	1.0730776	(2000.0)	P	Q
n	0.17169933	Peri. 227.25288	+0.26948903	-0.96193141
a	3.2059517	Node 207.21206	+0.91001809	+0.26980953
e	0.6652858	Incl. 5.70122	+0.31502816	+0.04348312
P	5.74			

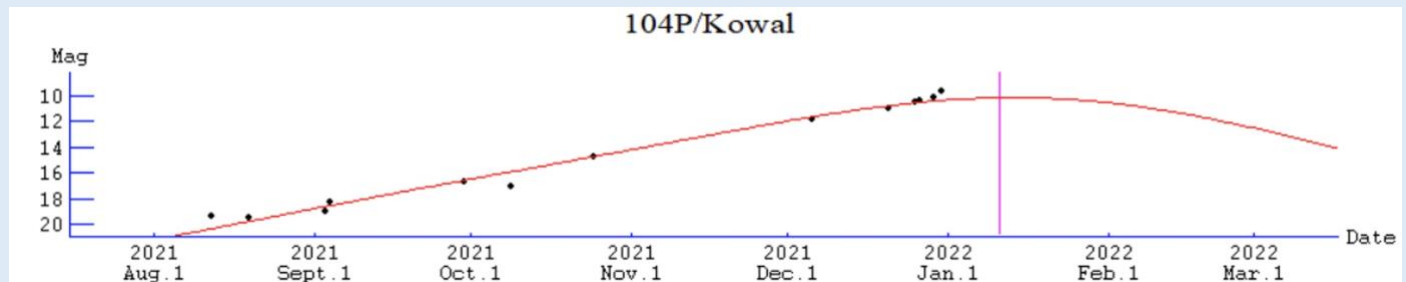
From 515 observations 2016 Jan. 3-2021 Dec. 16, mean residual 0".8.
 Nongravitational parameters A1 = +1.62, A2 = -1.0625.

Ephemerides (produced with Seiichi Yoshida's Comets for Windows program)

104P/Kowal									Max El (deg)	
Date	R.A.	Decl.	r	d	Elong	Const	Mag		40N	40S
2022 Jan 01	00 06	-05 10	1.079	0.665	79E	Psc	10.3		43	25
2022 Jan 06	00 26	-03 56	1.073	0.653	79E	Psc	10.2		44	24
2022 Jan 11	00 46	-02 33	1.071	0.642	79E	Cet	10.2		45	24
2022 Jan 16	01 08	-01 03	1.073	0.633	80E	Cet	10.1		47	24
2022 Jan 21	01 31	+00 32	1.080	0.626	80E	Cet	10.2		48	25
2022 Jan 26	01 55	+02 13	1.090	0.623	82E	Cet	10.3		50	25
2022 Jan 31	02 20	+03 57	1.105	0.623	83E	Cet	10.5		51	26
2022 Feb 05	02 46	+05 40	1.123	0.628	85E	Cet	10.7		53	27

Comet Magnitude Formula (from ALPO and COBS data)

$$m_1 = 10.2 + 5 \log d + 30.6 \log r$$



Recent Magnitude Measurements Contributed to the ALPO Comets Section

Recent Magnitude Measurements in ICQ format:

Comet Des	YYYY MM DD.DD (UT)	Mag	SC	APER	FL	POW	COMA Dia DC	TAIL LENG PA	ICQ	CODE	Observer Name
104	2021 12 30.84	S 9.9	TK	20.3	T10	77	7 3		ICQ XX	GON05	Juan Jose Gonzalez Suarez
104	2021 12 29.47	xM 10.5	TK	25.0	L 5	40	5.0 3/		ICQ XX	WYA	Chris Wyatt
104	2021 12 26.72	S 10.8	TI	29.8	L 4	92	2.5 2		ICQ XX	HAR11	Christian Harder
104	2021 12 25.75	S 10.9	TI	29.8	L 4	92	3 2		ICQ XX	HAR11	Christian Harder

Short-period comet 104P/Kowal was discovered on 1979 January 27, 28, and 29 at 17th magnitude by Charles Kowal on photographic plates taken with the 1.2-m Schmidt on Mount Palomar. 104P was one of 6 periodic comets discovered by Kowal. In addition to 104P, he also found 95P/Chiron, 99P/Kowal, 134P/Kowal-Vavrova, 143P/Kowal-Mrkos, and 158P/Kowal-LINEAR.

The story of 104P didn't start with Kowal's discovery. Reverend Leo Boethin was a missionary living near Bangued in the Philippines who regularly hunted for comets visually with a 0.2-m reflector. Between 1965 and

1973, he reported 3 comet discoveries which were subsequently lost due to slow communications between the Philippines and the Central Bureau of Astronomical Telegrams (CBAT) (the organization responsible for announcing comet discoveries) in Cambridge, Massachusetts. As a result, none of these discoveries were confirmed by others. Boethin would eventually find success with the discovery of 85D/Boethin in 1975.

In 2003, former ALPO Comets Section Coordinator Gary Kronk and CBAT/MPC Director Brian Marsden found that one of Boethin’s unconfirmed comets was an early sighting of 104P/Kowal. Boethin found the comet to be around magnitude 9.5 on 1973 January 11 and 12, but considerably fainter at magnitude 13 by the night of the 14th [IAUC 8255]. Based on Boethin’s report and the fact that it was “discovered” ~5 months after its 1972 perihelion, it is likely the comet had experienced a major outburst.

Following its 1979 discovery apparition, 104P would pass unseen at its 1985 return. In November 1991, Masao Ishikawa would serendipitously rediscover the comet at 14th magnitude with a 0.16-m hyperboloid astrograph [IAUC 5406]. Since 1991, it was also seen at returns in 1998, 2004, and 2016 (though missed in 2010). This makes 2022, its 7th observed return.

The perihelion distance of 104P has decreased in a step like pattern since its original sighting in 1973 from 1.53 to its current 1.07 au due to series of close approaches to Jupiter. Another approach to 0.62 au of Jupiter in 2031 will result in yet another decrease, this time to a perihelion at 0.98 au at its 2033 return. The current return will see 104P’s smallest observed distance to Earth at 0.64 au. Even closer approaches are possible during the remainder of the century in 2039 (0.40 au), 2049 (0.25 au), 2060 (0.07 au), 2071 (0.39 au), 2082 (0.59 au), and 2093 (0.31 au). As a result, 104P may become a routine small telescope object in the future.

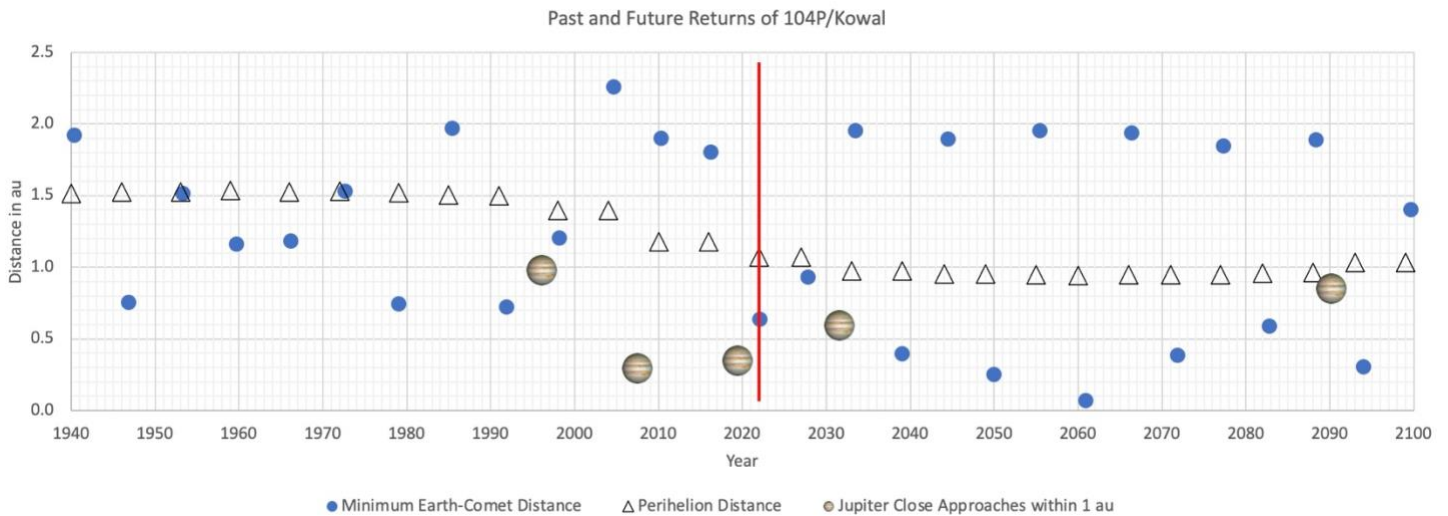


Figure 11 - Orbital evolution of 104P/Kowal. Red vertical line highlights the current apparition. Ephemeris data from JPL Horizons.

As recently as late October, CCD photometry submitted to the COBS site placed 104P at 16-17th magnitude. Since then, the comet has rapidly brightened with visual observations from the end of December by Chris Wyatt and Christian Harder placing Kowal between magnitude 10.5 and 10.9. With perihelion on 2022 January 11, the comet should start the month near its peak brightness between magnitude 10.0 and 10.5. It is an evening object and well placed for observation from both hemispheres in Pisces (Jan 1-6) and Cetus (6-31).

104P and 19P will approach to within 7.7 deg of each other on January 16. Both comets will have numerous photo opportunities with NGC and IC galaxies throughout the month. In some cases, both comets will pass extremely close to the same galaxies though on different dates (for example, 104P passes within 12’ of the galaxies NGC 426, 429, 430 & IC 1643 while 19P passes ~30’ from the same group two nights later.) See an expanded list of close comet-galaxy pairings in the Comet Calendar section of this report.

C/2017 K2 (PANSTARRS)

Discovered 2017 May 21 by the Pan-STARRS survey with the Pan-STARRS1 1.8-m on Haleakala
Dynamically new long-period comet

Orbit (from MPEC 2021-Y10)

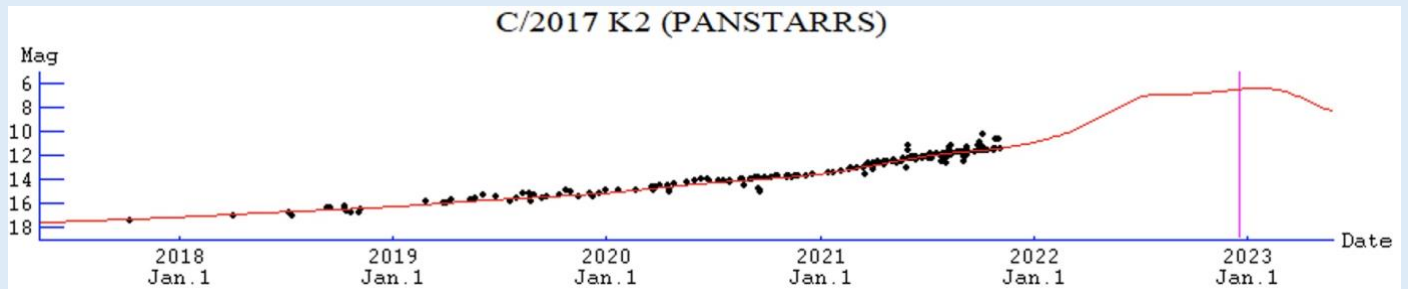
C/2017 K2 (PANSTARRS)
Epoch 2022 Jan. 21.0 TT = JDT 2459600.5
T 2022 Dec. 19.6921 TT Rudenko
q 1.797116 (2000.0) P Q
z -0.000389 Peri. 236.1933 +0.0182544 +0.0492546
+/-0.0000008 Node 88.2367 -0.1810169 +0.9824432
e 1.000700 Incl. 87.5589 -0.9833106 -0.1799429
1/a(orig) = -0.000031 AU**⁻¹, 1/a(fut) = +0.001161 AU**⁻¹.

Ephemerides (produced with Seiichi Yoshida's Comets for Windows program)

C/2017 K2 (PANSTARRS)										Max El	
Date	R.A.	Decl.	r	d	Elong	Const	Mag	40N	40S	(deg)	
2022 Jan 01	17 57	+13 17	4.396	5.127	38M	Oph	10.9	14	0		
2022 Jan 06	18 01	+12 56	4.351	5.072	38M	Oph	10.9	17	0		
2022 Jan 11	18 05	+12 37	4.306	5.013	40M	Oph	10.8	20	0		
2022 Jan 16	18 09	+12 20	4.261	4.948	41M	Oph	10.8	23	0		
2022 Jan 21	18 13	+12 06	4.217	4.879	43M	Oph	10.7	25	0		
2022 Jan 26	18 17	+11 53	4.172	4.806	45M	Oph	10.6	27	0		
2022 Jan 31	18 21	+11 43	4.127	4.728	47M	Oph	10.6	30	0		
2022 Feb 05	18 25	+11 35	4.082	4.646	49M	Oph	10.5	32	0		

Comet Magnitude Formula (from ALPO and COBS data)

$$m1 = 2.7 + 5 \log d + 7.3 \log r$$



Recent Magnitude Measurements Contributed to the ALPO Comets Section

Recent Magnitude Measurements in ICQ format:
Comet Des YYYY MM DD.DD Mag SC APER FL POW COMA TAIL ICQ CODE Observer Name
(UT) T Dia DC LENG PA
None

C/2017 K2 (PANSTARRS) was discovered on 2017 May 21 by the Pan-STARRS1 1.8-m telescope at Haleakala on the Hawaiian island of Maui. At discovery the comet was around 21st magnitude and located at 16.1 au from the Sun. Pre-discovery observations were found back to May of 2013 when the comet was 23.7 au from the Sun which is further than the distance of Uranus. Even though it was discovered over 2.5 years ago, perihelion is still over a year away on 2022 December 19 at 1.80 au.

C/2017 K2 is poorly placed for observation having only passed through solar conjunction last month. Being located north of the Sun, it remains invisible to southern hemisphere observers until next month. Northern observers with a clear and dark northern horizon should be able to watch K2 brighten from around magnitude 10.9 to 10.6 this month in the morning sky.

C/2019 T4 (ATLAS)

Discovered 2019 October 9 by the ATLAS survey
Dynamically old long-period comet

Orbit (from MPEC 2021-Y10)

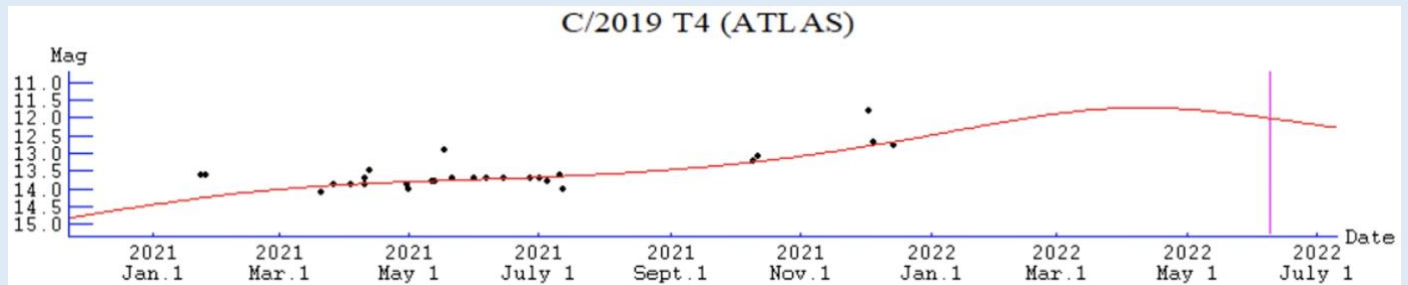
C/2019 T4 (ATLAS)
Epoch 2022 Jan. 21.0 TT = JDT 2459600.5
T 2022 June 9.1704 TT Rudenko
q 4.242379 (2000.0) P Q
z +0.000975 Peri. 351.2060 -0.9599190 +0.0561616
+/-0.0000010 Node 199.9403 -0.1820578 -0.8698296
e 0.995864 Incl. 53.6260 -0.2130974 +0.4901452
1/a(orig) = +0.000621 AU**⁻¹, 1/a(fut) = +0.000960 AU**⁻¹.

Ephemerides (produced with Seiichi Yoshida's Comets for Windows program)

C/2019 T4 (ATLAS)										Max El	
Date	R.A.	Decl.	r	d	Elong	Const	Mag			40N	40S
										(deg)	
2022 Jan 01	12 00	-29 28	4.443	4.374	87M	Hya	12.5	20	55		
2022 Jan 06	12 02	-29 36	4.431	4.291	91M	Hya	12.4	20	60		
2022 Jan 11	12 04	-29 40	4.420	4.208	95M	Hya	12.4	20	64		
2022 Jan 16	12 06	-29 42	4.408	4.126	100M	Hya	12.3	20	69		
2022 Jan 21	12 07	-29 40	4.397	4.045	104M	Hya	12.3	20	74		
2022 Jan 26	12 07	-29 35	4.386	3.966	108M	Hya	12.2	20	78		
2022 Jan 31	12 08	-29 26	4.376	3.889	113M	Hya	12.2	20	79		
2022 Feb 05	12 08	-29 13	4.366	3.814	118M	Hya	12.1	21	79		

Comet Magnitude Formula (from ALPO and COBS data)

$$m1 = 2.1 + 5 \log d + 11.1 \log r$$



Recent Magnitude Measurements Contributed to the ALPO Comets Section

Recent Magnitude Measurements in ICQ format:

Comet Des	YYYY MM DD.DD (UT)	Mag	SC	APER	FL	POW	COMA	TAIL	ICQ	CODE	Observer Name
							Dia	DC	LENG	PA	
2019T4	2021 12 14.71 xM	13.4	AQ	40.0L	4	108	0.7	5/	ICQ XX	WYA	Chris Wyatt
2019T4	2021 12 03.24 S	12.1	AQ	20.3T10	133		2	3	ICQ XX	GON05	J J Gonzalez

C/2019 T4 (ATLAS) was discovered on 2019 October 6 at 19th magnitude with the "Asteroid Terrestrial-Impact Last Alert System" (ATLAS) 0.5-m reflector at Haleakala, Hawaii. At discovery, T4 was 8.6 au from the Sun.

Perihelion is in a few months on 2022 June 9 at a still distant 4.24 au. Visual observers Chris Wyatt and J. J. Gonzalez recently found ATLAS at magnitude 12.1 (Gonzalez on Dec. 3 with a 0.2-m) and 13.4 (Wyatt on Dec. 14 with a 0.4-m). With perihelion a few months way, this long-period comet should continue to slowly brighten. January finds it brightening to around magnitude 12 in the morning sky in Hydra. It will be visible from both hemispheres. Peak brightness should occur around opposition in April at 11th magnitude.

New Discoveries, Recoveries and Other Comets News

New Comet Discoveries

P/2021 W1 = P/2008 WZ96 (LINEAR) – E. Schwab of Egelsbach, Germany, recovered comet P/2008 WZ96 in images taken on two nights with the 0.8-m f/3 Schmidt telescope at Calar Alto. The recovery was part of a program conducted by Schwab with D. Koschny, M. Micheli, and E. Petrescu. When recovered on the nights of 2021 November 30 and December 1, the comet was 19th magnitude which is fainter than at its discovery apparition in 2008 when it reached 17th magnitude. With an orbital period of 6.5 years, this is the comet's 3rd return since (and including) the discovery apparition. It was missed at its last perihelion in 2015. Perihelion was on 2021 August 26 at 1.85 au. This comet is still awaiting a number. [CBET 5078]

P/2021 R8 (Sheppard) – Scott Sheppard discovered this faint 21st magnitude comet on 2021 September 8 with the Japanese 8.2-m Subaru Telescope on Mauna Kea. Other observations were subsequently found in Pan-STARRS data taken on 6 nights between August and October 2021. P/2021 W8 is a short-period comet with an orbital period of 5.24 years and perihelion on 2021 October 7 at 2.13 au. The comet is now fading. [CBET 5079, MPEC 2021-X149]

As always, the Comet Section is happy to receive all comet observations, whether textual descriptions, images, drawings, magnitude estimates, or spectra. Please send your observations via email to the Comets Section < comets @ alpo-astronomy .org >, Comets Section Coordinator Carl Hergenrother < carl.hergenrother @ alpo-astronomy .org > and/or Comets Section Acting Assistant Coordinator Michel Deconinck < michel.deconinck @ alpo-astronomy .org >.

Thank you to everyone who contributed to the ALPO Comets Section!

Clear skies!

- Carl Hergenrother

Recent Magnitudes Contributed to the ALPO Comets Section

Comet Des	YYYY MM DD.DD (UT)	Mag	SC	APER	FL	POW	COMA Dia DC	TAIL LENG PA	ICQ CODE	Observer Name
C/2021 A1 (Leonard)				T						
2021A1	2022 01 03.07	aM	4.8	TK	5.0B	10	4 7		ICQ xx HER02	Carl Hergenrother
2021A1	2022 01 02.45	xM	5.1	TK	7.0B	15	7.0 6/	2.2 094	ICQ XX WYA	Christopher Wyatt
2021A1	2022 01 02.46	xM	4.8	TK	0.0E		20.0 5/	1.0 094	ICQ XX WYA	Christopher Wyatt
2021A1	2022 01 02.07	aM	4.7	TK	5.0B	10	5 6		ICQ xx HER02	Carl Hergenrother
2021A1	2022 01 01.45	xM	4.7	TK	7.0B	15	7.0 6/	3.6 095	ICQ XX WYA	Christopher Wyatt
2021A1	2022 01 01.45	xM	4.4	TK	0.0E		18.0 6	1.2 095	ICQ XX WYA	Christopher Wyatt
2021A1	2021 12 31.44	xM	4.9	TK	7.0B	15	6.5 6	3.2 092	ICQ XX WYA	Christopher Wyatt
2021A1	2021 12 31.44	xM	4.7	TK	0.0E		20.0 5/	1.0 092	ICQ XX WYA	Christopher Wyatt
2021A1	2021 12 30.76	S	4.8	TK	10.0B	25	6 7		ICQ XX GON05	Juan Jose Gonzalez Suarez
2021A1	2021 12 30.44	xM	4.8	TK	7.0B	15	8 6/	2.4 90	ICQ XX WYA	Christopher Wyatt
2021A1	2021 12 30.06	V	5.4	TK	5.0R	4	5		ICQ xx OLAaa	Michael Olason
2021A1	2021 12 29.44	xM	5.3	TK	7.0B	15	7.0 6	8.5 090	ICQ XX WYA	Christopher Wyatt
2021A1	2021 12 29.44	xM	4.8	TK	0.0E		17.0 3/	1.0 090	ICQ XX WYA	Christopher Wyatt
2021A1	2021 12 28.44	xM	4.5	TK	7.0B	15	10 6	9.0 90	ICQ XX WYA	Christopher Wyatt
2021A1	2021 12 27.99	M	4.8	TK	9.0R	5	28 10	7 0.5	90 ICQ XX	SOU01 Willian Souza
2021A1	2021 12 27.98	M	4.7	TK	9.0R	5	16 10	7 0.5	90 ICQ XX	SOU01 Willian Souza
2021A1	2021 12 27.96	M	4.6	TK	4.2B		10 8	7 0.2	90 ICQ XX	SOU01 Willian Souza
2021A1	2021 12 27.06	V	3.9	TK	2.5R	4	8	>2.0	94 ICQ xx	OLAaa Michael Olason
2021A1	2021 12 26.98	B	4.0	TK	5.0B		7 8	6	90 ICQ XX	SOU01 Willian Souza
2021A1	2021 12 26.97	B	4.2	TK	7.0B	15	10 7	0.2	90 ICQ XX	SOU01 Willian Souza
2021A1	2021 12 25.43	xM	3.7	TK	0.0E		20.0 4	1.5 090	ICQ XX WYA	Christopher Wyatt
2021A1	2021 12 25.44	xM	4.3	TK	7.0B	15	10.7 5/	2.6 088	ICQ XX WYA	Christopher Wyatt
2021A1	2021 12 24.07	V	4.5	TK	5.0R	4	7	>1.0	94 ICQ xx	OLAaa Michael Olason
2021A1	2021 12 23.43	sM	4.6	TK	0.0E		20.0 4		ICQ XX WYA	Christopher Wyatt
2021A1	2021 12 23.44	sM	5.0	TK	7.0B	15	8.0 6	2.5 090	ICQ XX WYA	Christopher Wyatt
2021A1	2021 12 23.08	V	4.7	TK	5.0R	4	6	>1.0	94 ICQ xx	OLAaa Michael Olason
2021A1	2021 12 22.75	S	4.5	TK	10.0B	25	6 7	0.6 80	ICQ XX GON05	Juan Jose Gonzalez Suarez
2021A1	2021 12 22.72	I	5.3:TK	15.6R	8	30	10 3	25.0m 95	ICQ XX DECa	Michel Deconinck
2021A1	2021 12 21.96	B	5.0	TK	7.0B	15	10 5	0.2 90	ICQ XX	SOU01 Willian Souza
2021A1	2021 12 21.72	I	4.8	TK	15.6R	8	30 5	3 25.0m 95	ICQ XX DECa	Michel Deconinck
2021A1	2021 12 21.07	aM	3.7	TK	5.0B	10	6 6	0.3 85	ICQ xx	HER02 Carl Hergenrother
2021A1	2021 12 21.07	Z	3.2	U4	7.2R	5a210	18.2	>1.2 90	ICQ xx	HER02 Carl Hergenrother
2021A1	2021 12 21.06	V	3.4	TK	5.0R	4	11	>1.0 94	ICQ xx	OLAaa Michael Olason
2021A1	2021 12 20.93	B	3.0	TK	7.0B	15	10 8	0.2 90	ICQ XX	SOU01 Willian Souza
2021A1	2021 12 20.72	I	3.8	TK	15.6R	8	30 5	6 12.0m	ICQ XX DECa	Michel Deconinck
2021A1	2021 12 20.06	aM	3.5	TK	5.0B	10	6 7	0.25 80	ICQ xx	HER02 Carl Hergenrother
2021A1	2021 12 20.06	V	4.2	TK	5.0R	4	11	>1.2 92	ICQ xx	OLAaa Michael Olason
2021A1	2021 12 20.05	Z	4.0	U4	7.2R	5a	45 12.5	0.6 85	ICQ xx	HER02 Carl Hergenrother
2021A1	2021 12 19.72	I	5.5	-	15.6R	8	30 4/		ICQ XX DECa	Michel Deconinck
2021A1	2021 12 19.06	aM	4.0	TK	5.0B	10	7 5	0.25 80	ICQ xx	HER02 Carl Hergenrother
2021A1	2021 12 19.05	Z	3.7	U4	7.2R	5a140	12.5	0.35 87	ICQ xx	HER02 Carl Hergenrother
2021A1	2021 12 19.05	V	4.1	TK	5.0R	4	11	>0.4 89	ICQ xx	OLAaa Michael Olason
2021A1	2021 12 19.03	M	4.8	TK	5.0B	4	20 7	5	MAN04	MAN04 Luis Alberto Mansilla
2021A1	2021 12 18.71	E	4.7	TK	15.6R	8	30 10	3 15.0m 90	ICQ XX DECa	Michel Deconinck
2021A1	2021 12 18.06	V	4.8	TK	5.0R	4	11		ICQ xx	OLAaa Michael Olason
2021A1	2021 12 17.75	S	4.3	TK	5.0B	10	5 7		ICQ XX GON05	Juan Jose Gonzalez Suarez
2021A1	2021 12 17.43	&S	4.9	TK	7.0B	15	14 3		ICQ XX WYA	Christopher Wyatt
2021A1	2021 12 17.41	&M	5.0	TK	25.0L	5	40 16	6 16.0m 90	ICQ XX WYA	Christopher Wyatt
2021A1	2021 12 17.06	V	4.3	TK	5.0R	4	12	>1.0 82	ICQ xx	OLAaa Michael Olason
2021A1	2021 12 17.06	M	4.1	TK	5.0B	10	5 4		ICQ xx	HER02 Carl Hergenrother
2021A1	2021 12 17.05	Z	4.3	U4	7.2R	5a130	10.6	0.12 75	ICQ xx	HER02 Carl Hergenrother
2021A1	2021 12 16.75	S	3.4	TK	5.0B	10	7 6		ICQ XX GON05	Juan Jose Gonzalez Suarez
2021A1	2021 12 16.73	E	4.0:TK	15.6R	8	30 5	5 30.0m290		ICQ XX DECa	Michel Deconinck
2021A1	2021 12 16.05	V	3.7	TK	5.0R	4	13		ICQ xx	OLAaa Michael Olason
2021A1	2021 12 15.75	S	3.3	TK	5.0B	10	7 6/		ICQ XX GON05	Juan Jose Gonzalez Suarez
2021A1	2021 12 15.06	V	3.2	TK	5.0R	4	11		ICQ xx	OLAaa Michael Olason
2021A1	2021 12 11.54	M	4.8	TK	5.0B	10	7 5	0.7 330	ICQ xx	HER02 Carl Hergenrother
2021A1	2021 12 11.24	S	4.9	TK	5.0B	10	16 6/	1.7 330	ICQ XX GON05	Juan Jose Gonzalez Suarez
2021A1	2021 12 11.25	I	4.7	TK	0.0E		12 7		ICQ XX GON05	Juan Jose Gonzalez Suarez
2021A1	2021 12 09.53	Z	5.4	U4	7.2R	5a840	28.9	>1.4 327	ICQ xx	HER02 Carl Hergenrother
2021A1	2021 12 09.50	M	5.0	TK	5.0B	10	12 5	1.5 320	ICQ xx	HER02 Carl Hergenrother
2021A1	2021 12 09.19	I	5.3	TK	12.6B	5	40 12	3/ 1.2 315	ICQ XX DECa	Michel Deconinck
2021A1	2021 12 06.53	Z	5.7	U4	7.2R	5C480	30.7	>1.35 321	ICQ xx	HER02 Carl Hergenrother
2021A1	2021 12 06.47	M	6.0	TK	5.0B	10	10 6	1.0 320	ICQ xx	HER02 Carl Hergenrother
2021A1	2021 12 05.53	Z	6.0	U4	7.2R	5C000	28.1	>1.5 321	ICQ xx	HER02 Carl Hergenrother
2021A1	2021 12 05.51	GS	6.0	AC	5.0B		7 & 3	3	ICQ XX	AGUaa Salvador Aguirre
2021A1	2021 12 05.47	M	6.3	TK	5.0B	10	7 5/	0.5 320	ICQ xx	HER02 Carl Hergenrother

2021A1	2021	12	03.25	S	6.4	TK	5.0B	10	12	5	2.4	310	ICQ	XX	GON05	Juan Jose Gonzalez Suarez	
2021A1	2021	12	03.06	S	7.0	TI	10.0L	4	36	5	4	14.0m320	ICQ	XX	HAR11	Christian Harder	
2021A1	2021	12	02.49	Z	6.5	U4	7.2R	5a600	26.3			>1.0	313	ICQ	xx	HER02	Carl Hergenrother
2021A1	2021	12	02.48	M	6.7	TK	5.0B	10	8	5/		0.7	320	ICQ	xx	HER02	Carl Hergenrother
2021A1	2021	12	02.19	S	7.1	TK	5.0B	4	7	4	5/	0.28	328			PIL01	Uwe Pilz
2021A1	2021	12	01.46	M	7.0	TK	5.0B	10	6	5/		0.3	320	ICQ	xx	HER02	Carl Hergenrother
2021A1	2021	12	01.17	I	6.8	TK	12.6B	5	25	10	6	45.0m300	ICQ	XX	DECa	Michel Deconinck	
C/2019 T4 (ATLAS)																	
2019T4	2021	12	14.71	xM	13.4	AQ	40.0L	4	108	0.7	5/			ICQ	XX	WYA	Chris Wyatt
2019T4	2021	12	03.24	S	12.1	AQ	20.3T10	133	2.0	3				ICQ	XX	GON05	Juan Jose Gonzalez Suarez
C/2019 L3 (ATLAS)																	
2019L3	2021	12	29.49	xM	9.0	TK	25.0L	5	40	3.0	6			ICQ	XX	WYA	Chris Wyatt
2019L3	2021	12	26.74	S	9.1	TI	29.8L	4	92	2.8	4/	4.0m315		ICQ	XX	HAR11	Christian Harder
2019L3	2021	12	25.77	S	9.6	TI	29.8L	4	92	1.7	4/	7.0m310		ICQ	XX	HAR11	Christian Harder
2019L3	2021	12	14.67	xM	9.5	TK	40.0L	4	59	3.2	6	10.0m287		ICQ	XX	WYA	Chris Wyatt
2019L3	2021	12	13.66	xM	9.4	TK	40.0L	4	59	3.5	6	9.2m267		ICQ	XX	WYA	Chris Wyatt
2019L3	2021	12	11.21	S	9.4	TK	10.0B	25	6	6				ICQ	XX	GON05	Juan Jose Gonzalez Suarez
2019L3	2021	12	03.13	S	9.9	TK	7.0B	6	16	2.5						PIL01	Uwe Pilz
2019L3	2021	12	03.07	S	9.5	TI	25.2L	4	78	3	4/	6.0m325		ICQ	XX	HAR11	Christian Harder
2019L3	2021	12	02.96	S	9.6	TK	20.3T10	77	5	6	0.2	300		ICQ	XX	GON05	Juan Jose Gonzalez Suarez
2019L3	2021	12	02.78	S	9.7	TI	29.8L	4	92	1.9	4/			ICQ	XX	HAR11	Christian Harder
2019L3	2021	12	01.50	Z	9.2	U4	7.2R	5a300	11.0			0.14	329	ICQ	xx	HER02	Carl Hergenrother
104P/Kowal																	
104	2021	12	30.84	S	9.9	TK	20.3T10	77	7	3				ICQ	XX	GON05	Juan Jose Gonzalez Suarez
104	2021	12	29.47	xM	10.5	TK	25.0L	5	40	5.0	3/			ICQ	XX	WYA	Chris Wyatt
104	2021	12	26.72	S	10.8	TI	29.8L	4	92	2.5	2			ICQ	XX	HAR11	Christian Harder
104	2021	12	25.75	S	10.9	TI	29.8L	4	92	3	2			ICQ	XX	HAR11	Christian Harder
67P/Churyumov-Gerasimenko																	
67	2021	12	25.79	S	9.6	TI	29.8L	4	92	3.5	3/			ICQ	XX	HAR11	Christian Harder
67	2021	12	14.68	xM	9.6	TK	40.0L	4	59	3.2	6	15.5m274		ICQ	XX	WYA	Chris Wyatt
67	2021	12	13.67	xM	10.2	TK	40.0L	4	59	2.1	6	11.2m279		ICQ	XX	WYA	Chris Wyatt
67	2021	12	11.19	S	8.3	TK	10.0B	25	8	5	0.5	290		ICQ	XX	GON05	Juan Jose Gonzalez Suarez
67	2021	12	03.13	S	7.4	TK	5.0B	4	7	6	5					PIL01	Uwe Pilz
67	2021	12	03.05	S	8.8	TI	25.2L	4	68	3.3	4	14.0m280		ICQ	XX	HAR11	Christian Harder
67	2021	12	03.00	S	8.4	TK	10.0B	25	7	5/		0.6	290	ICQ	XX	GON05	Juan Jose Gonzalez Suarez
67	2021	12	02.98	S	9.0	TK	20.3T10	77	4	5	0.4	290		ICQ	XX	GON05	Juan Jose Gonzalez Suarez
67	2021	12	01.49	Z	8.5	U4	7.2R	5a300	13.2			>0.7	329	ICQ	xx	HER02	Carl Hergenrother
29P/Schwassmann-Wachmann																	
29	2021	12	30.86	S	10.5	TK	20.3T10	77	7	1/				ICQ	XX	GON05	Juan Jose Gonzalez Suarez
29	2021	12	02.84	S	10.2	TK	20.3T10	77	6	2				ICQ	XX	GON05	Juan Jose Gonzalez Suarez
29	2021	12	02.77	S	11.3	TI	29.8L	4	108	3	1			ICQ	XX	HAR11	Christian Harder
19P/Borrelly																	
19	2022	01	03.08	S	9.3	TK	12.5B	30	3	5				ICQ	xx	HER02	Carl Hergenrother
19	2021	12	31.45	xM	9.5	TK	7.0B	15	9.5	5/				ICQ	XX	WYA	Chris Wyatt
19	2021	12	30.83	S	9.1	TK	20.3T10	77	5	4				ICQ	XX	GON05	Juan Jose Gonzalez Suarez
19	2021	12	29.47	xM	9.0	TK	25.0L	5	40	7.5	4/			ICQ	XX	WYA	Chris Wyatt
19	2021	12	26.72	S	9.6	TI	29.8L	4	79	2.2	3/			ICQ	XX	HAR11	Christian Harder
19	2021	12	25.72	S	9.3	TI	29.8L	4	79	3.5	3/			ICQ	XX	HAR11	Christian Harder
19	2021	12	02.82	S	9.8	TK	20.3T10	77	6	3/				ICQ	XX	GON05	Juan Jose Gonzalez Suarez
6P/d'Arrest																	
6	2021	12	30.82	S	10.0	TK	20.3T10	77	6	2				ICQ	XX	GON05	Juan Jose Gonzalez Suarez
6	2021	12	29.48	xS	10.4	TK	25.0L	5	40	6.5	3			ICQ	XX	WYA	Chris Wyatt
6	2021	12	25.74	S	-	TI	29.8L	132						ICQ	XX	HAR11	Christian Harder
6	2021	12	02.83	S	10.1	TK	20.3T10	77	6	2				ICQ	XX	GON05	Juan Jose Gonzalez Suarez
4P/Faye																	
4	2021	12	14.69	xM	12.0	AQ	40.0L	4	108	1.4	6	4.5m297		ICQ	XX	WYA	Chris Wyatt
4	2021	12	13.69	xM	12.3	AQ	40.0L	4	108	0.8	6	3.2m275		ICQ	XX	WYA	Chris Wyatt
4	2021	12	03.22	S	10.8	TK	20.3T10	100	3	2/				ICQ	XX	GON05	Juan Jose Gonzalez Suarez
4	2021	12	01.47	Z	11.7	U4	7.2R	5a360	2.2			0.06	283	ICQ	xx	HER02	Carl Hergenrother